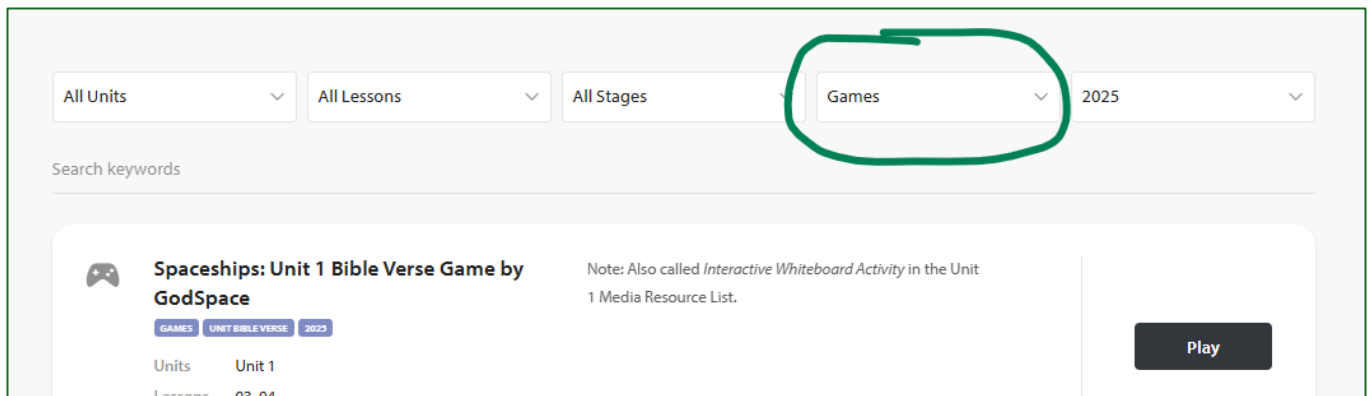


Interactive Unit Bible Verse Games: How-To

Accessing the Games

The new games are located in **GodSpace Lesson Downloads**. They can be found in the list of resources for their unit, or by using the filter: All Types > Games.

Note: You will need an internet connection to play the games.



↓ Game links are also included in corresponding Lesson PowerPoints (PPTs).



(To add to a different lesson PPT, copy and paste the URL.)

You can then access the game from the PPT without logging into Lesson Downloads during your lesson.

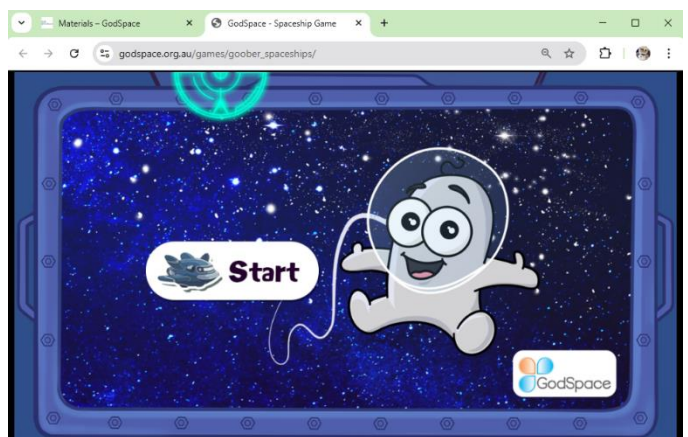
Playing the Games

Computer Screen / TV Screen

Students can interact with the game using a mouse or touchpad.

Interactive Whiteboard

Students can interact with game by touching the screen directly.



Internet Access

Check if you can access the internet before using the games and have a back-up activity if needed.

This is particularly important in public / state schools, as they may not allow you to use their internet connection. You may wish to discuss this with the school SRE/RI coordinator or with the class teacher.

You may wish to show the **Internet Safety** information below.

Bringing Your Own Device

If you usually bring a laptop or tablet, check with the classroom teacher if you can access the internet on your device. **Alternatively**, you may be able to use your smartphone as an internet source. This uses the phone's network connection (4G / 5G).

Note: this uses your phone's data allowance and may drain battery more quickly. Make sure to turn off the connection after use. This service may be optional extra on some mobile phone plans.



Mobile Hotspot

- Use the phone settings to set up a hotspot.
- Check *Apple* or *Google (Android)* Support if you need a step-by-step guide to do this.
- On your computer, select your phone from the list of Wi-Fi connections. You may need to enter a passcode shown on your phone. Your computer will now be able to access the internet.

USB Cable

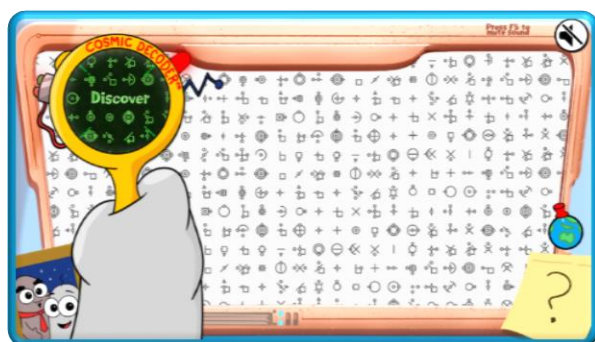
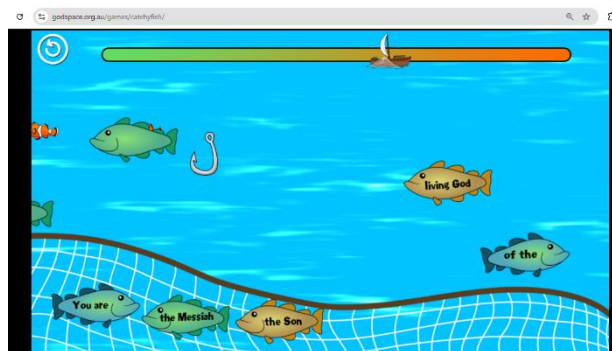
- Connect your phone to your computer using a USB cable (the phone charging cable may work).
- You may receive notifications on your phone and/or computer to allow network sharing.

Internet Safety Using GodSpace Games

These games allow students to interact with a Unit Bible Verse that is part of the GodSpace Curriculum and approved for SRE/RI. Games allow students to arrange the verse in order or reveal a hidden verse.

To support student's safety –

- Games are hosted on the GodSpace website.
- Game links go directly to the game.
- The game page contains only the game interface.
- There is no sign-in required. There are no ads, additional links or comment section.



For Information about GodSpace Curriculum –

- **Website:** godspace.org.au
- **Game Sample:** godspace.org.au/games/goober_spaceships/
- **Review of GodSpace Curriculum:** <https://christianri.org.au/program-reviews/>

Always ensure students are supervised whilst using the games.