


# Unit 1

## Questions About God and Me



### Unit 1 Aim

For the students to explore questions about God and people, and to discover that answers to these questions can be found in the Bible.

### Introduction

Most children are naturally curious. Your classes are a chance to encourage their curiosity about God, allowing them to express their interest and find some answers. Unit 1 explores some foundational questions about God and people. It begins by presenting the Bible as a book where many of our questions about who God is, and what life with him is all about, can be answered. Students will then consider the questions of 'Who is God?', 'Does God Know Me?' and 'How Do I Make Good Choices?' They will explore how the Bible answers these questions, and reflect on their own relationship with God.

As students consider many questions about life and God, they need a reliable source from which to seek answers. Christians believe that the Bible is inspired by God, so it is the best place to seek answers to these questions. Students will have the opportunity to discover more about the Bible and begin the journey of answering their questions about God (Lesson 1). Perhaps the most fundamental question about God is 'Who is God?' This question is explored in Lesson 2. Students will explore the creation account in Genesis 1, revealing God as the one who is eternal, there in the beginning and the creator of everything good.

This question continues to be explored through Lesson 3, in which students also consider 'Does God Know Me?' We see another side of God's work of creation through Psalm 139. Here, a portrait of God's loving care as he creates each of us and watches over our lives is painted. In the light of discovering who God is, and his care for us, students will explore the story of Adam and Eve, and their choice not to follow what God said (Lesson 4). In the face of this choice, God remains loving and has a plan to restore all things to the way they should be. Students have the opportunity to consider the choices they make in their everyday lives, and how that fits with what they know of God.

### Navigators and Voyagers Magazines

Navigators and Voyagers magazines have a page at the front (Questions About God) for students to add their questions and 'Bible Answers About God' to record what they are discovering. This can be used at the end of each lesson, as revision or revisited throughout the year. If you don't have access to the magazines, create your own charts on paper or PPT.

### Unit 1 Bible Verse

**Short:** In the beginning God created the heavens and the earth. Genesis 1:1 (CEV)

**Long:** In the beginning God created the heavens and the earth. God looked at what he had done. All of it was very good. Genesis 1:1, 31 (CEV)

### Lesson Outlines

**Lesson 1** Finding the Answers: The Bible

**Lesson 2** Who is God?

**Lesson 3** Does God Know Me?


**Lesson 4** How Do I Make Good Choices?

Genesis 1-2:4

Psalm 139:1-18, 23-24

Genesis 2:9, 15-17; 3:1-13, 20-24

An Introduction Lesson is available in the Lesson Downloads.



## Video Resources

### Unit 1 Introductory Video: Questions With Goober

by GodSpace

This video introduces students to the content covered in Unit 1. It is suitable for all ages. (Lesson 1)

### Creation Video

by GodSpace

A reading of Genesis 1 with creation images. Suitable for all ages. (Lesson 2)

### Unit 1 Auslan Bible Verse Teaching Video

by GodSpace

This video teaches the main signs used in Genesis 1:1. (Lesson 2)

### Unit 1 Auslan Bible Verse Video (verse only)

by GodSpace

This video signs the Unit 1 Bible Verse. (Lesson 3, 4)

## Audio Tracks

### Creation Audio Track

by GodSpace with music by Tim Hunter

A reading of Genesis 1. (Lesson 2)

### Psalm 139 Audio Track

by GodSpace

Selected verses from 139. (Lesson 3)



## Song Resources

### My God is So Big (Video and MP3)

arranged and recorded by Phil Davidson

A traditional song recommended for Explorers and Adventurers. (Lesson 1, 2 and 4)

### Active and Alive (Video)

by Roy Meredith & Rob Weule (Logosdor)

This music video describes God's word as active and alive and is suitable for older students. (Lesson 1)

### Our God is a Great Big God (Video)

by Nigel & Jo Hemming (Vineyard Kids) and arranged by Phil Davidson.

This lyric video describes God's greatness and is suitable to sing with students of all ages.

### Creator God (MP3)

by Dan Warlow

The song describes God as the creator and is suitable for listening to or singing with Adventurers and Navigators. (Lesson 2)

### My Best Friend (Video)

by The Lads

This video clip is great for listening and watching, especially with older students. (Lesson 2, 4)

### Get Ready (MP3 and Video)

by Phil Davidson

This song has been written to welcome students to SRE/RI. It is suitable to use as students are entering the room or to sing with older students.

## Recommended Songs

### My God is a Very, Very, Very Big God

by Emu Music

### Your Word

by Bernie Killigan

### God's Amazing Book

by Dan Warlow

### It Was Good

by The Toads

### God Our Father

by Colin Buchanan

### God Knows

by Emu Music

### God Made You and Me

by John Fryer

### It's a Light and a Hammer

by Awesome Cutlery

### I'm Not Just Here To Use Up Air

by Doug Horley

### God's Word is a Light

by Colin Buchanan

### God Doesn't Have a Birthday

by Awesome Cutlery

## Easily Access Unit 1 Resources Online

Did you know that you can access the resources for this unit online?

Visit [godspace.org.au/media-resources/purple/unit-1/](http://godspace.org.au/media-resources/purple/unit-1/) or scan the QR code.



# Finding the Answers: The Bible



## Big Idea

The Bible can answer many of our questions about God - what God is like, what God has done, and is doing, and how to live with God in this world.

## Lesson Aim

To encourage a culture of wondering about God and looking for answers to those wonderings in the Bible.

## Learning Outcomes

The students will be able to:

- Explorers** share some 'wonderings' about God and learn that the Bible is a place to find answers to some of those questions.
- Adventurers** use a given image, music and movement to say how the Bible is like a guiding light to answer our questions about God.
- Navigators** learn about the structure of the Bible and explore some Bible verses to discover what they can about God.
- Voyagers** discuss helpful attitudes towards God based on two passages from the book of Job.

## Lesson Notes

This lesson is about finding answers to big questions. People look for answers in many places - from wise people they know, the internet, and even the stars, but the GodSpace curriculum is based around looking for answers in the Bible. Christians believe that the Bible is inspired by God and can answer questions that are far beyond human understanding. As we encourage students to Question, Explore and Discover, the Bible is our 'textbook'.

The lessons for each level are deliberately very different, even though they are all about why we use the Bible. Each lesson seeks, in an age-appropriate way, to help students understand more about the Bible, whether they are new to it, or find it very familiar. We pray that they will find new insights and enthusiasm for finding out what it says. For this reason as well, we're not simply teaching belief statements about the Bible, but encouraging interaction to see what students can discover for themselves.

Explorers will learn that it's the Bible we'll use to find answers to their God 'wonderings'. Adventurers will learn we use the Bible because it is like a guiding light. Navigators will learn about the structure of the Bible and use some Bible verses to see what they can discover about God. Voyagers will follow in the footsteps of perhaps the oldest recorded questioner of God - Job - thinking about right attitudes as we tackle deep questions.

It is suggested that you start learning the Unit 1 Bible Verse which has been recorded in Auslan, from next lesson, not this one. There is the option of a rhyme for Explorers and Adventurers who may struggle with signing in Auslan.

An Introductory Lesson is available as a Lesson Download and it is assumed that you will use it if it is your first lesson with a new group. The purpose of the Introductory Lesson is to start to get to know each other, define the purpose of the group and establish how you will operate. Lesson 1 builds on the Introductory Lesson.



## Value

Curiosity and  
Seeking the Truth

## Teaching Tip

Younger children learn more through their senses and the setting in which they are learning than through thinking processes. Show by the way you handle your Bible that you treasure it. When you read a Bible verse, give it lots of expression/emotion to convey what it means to you. Chances are they'll catch your meaning through the way you say it rather than the actual words.

## Unit 1 Lesson 1

### Finding the Answers: The Bible

### Learning Outcome

Explorers will share some 'wonderings' about God and learn that the Bible is a place to find answers to some of those questions.

### Resources List

- Unit 1 Introduction Video (Question)
- CEV Bible (Question and Explore)
- Unit1\_Lesson1.ppt (Explore)
- Unit1\_Lesson1.pdf (Explore)
- Bibles of various types. For example Bible app, Children's Bible and CEV Bible.
- *My God is So Big* by Phil Davidson OR *My God is a Very, Very, Very Big God* by Emu Music (emumusic.com) (Discover)

## Question

### ○ Questions (2-5min)

**Remind** the group who you are and why you're there. Use a simple clapping pattern and ask students to take turns saying their name, e.g. 'Hello my name is \_\_\_\_\_. 'Hello \_\_\_\_\_, nice to meet you.' In a larger group select a few students and repeat over a few weeks.

**Say:** Everyone matters to God.

**Instruct** students to put their hands on their heads for yes, and knees for no. Then ask:

Who has the same colour hair as me? Who has a smiley face like me?

**Say:** One thing you may not know is that one of my favourite books is the Bible. (*Show your Bible.*)

**Link:** In our classes this year, there will be many questions. We'll use the Bible to find answers.

### ○ Wondering About God (2-3min)

**Say:** Have you ever heard someone say that God made the world? That we can't see God, that he's invisible, but he's always there? That God is kind and loves everyone? I believe all those things about God, but sometimes I hear other things about God and wonder if they're true as well.

**Ask:** What do you wonder about God?

**Instruct** students to tell a partner what they wonder about God. Ask three volunteers to share.

**Link:** This year we'll see if we can answer some of those God questions, using the Bible.

### ○ Unit 1 Introduction Video: Questions With Goober (2-4min)

See Adventurers Lesson 1.

## Explore

### ○ What is the Bible? (4-5min)

**Show** your Bible and ask: Who has held a Bible?



**Ask** 3 students to share what they know about it.

**Say:** Some people call the Bible 'God's book' or 'God's Word' or the 'Holy Scriptures'. The Bible has been around for hundreds of years. It is many people's favourite book.

**Ask:** Who would like to ask me a question about my Bible?

**Invite** 3 questions and briefly answer them.

**Say:** The Bible is a book about God. It tells us what God has done, what God is doing and how to live with God in our lives.

**Show** the different Bibles from the PPT, PDF or bring some examples in from home.  

**Say:** Bibles come in all colours and sizes and some people read the words of the Bible on a device.

The different types of Bibles say the same things about God. Here is something I read at the very start of the Bible, 'In the beginning God created the heavens and the earth.' (Gen 1:1, CEV)

**Ask:** What does that tell you about God? (*Accept responses*) Have you ever wondered where the world comes from? Does this verse tell us?

### ○ What's so Good About the Bible? (3-5min)

**Say:** I want you to listen to three sentences from the Bible. Then I will ask you if you can guess why I like these words so much.

**Read** these verses asking the children to put up 1 new finger for each.

1. The Lord protects everyone who follows him. (Psalm 1:6a)

2. I am certain, Lord, that you will help. (Psalm 20:6)


3. Your kindness and love will always be with me, each day of my life. (Psalm 23:6)

**Ask:** Why do you think I like these Bible words so much? (*Accept responses*)

**Explain** (in a sentence or two) that these words tell you things about God that make you feel safe/hopeful/happy.

## Discover

### ○ Unit 1 Bible Verse Rhyme: The Bible (1min)

See Adventurers Lesson 1. 

### ○ Song: My God is So Big (1min)

**Sing** *My God is So Big* by Phil Davidson or *My God is a Very, Very, Very Big God* by Emu Music.

### Finish Off

**Say:** The Bible has answers to questions about God. I'm looking forward to us discovering them together.



## Question



### ○ Wondering About God (2-3min)

See Explorers Lesson 1.

**Link:** This year we'll see if we can answer some of those God questions, using the Bible.

### ○ Unit 1 Bible Verse (3-5min)

**Ask:** What do you know about the Bible? (*Accept responses.*)

**Show** different Bibles from Unit1\_Lesson1.ppt, the PDF or bring in some examples.  

**Say:** Bibles come in all colours and sizes. Some people have the words of the Bible on their phone or device. Everyone's Bible says the same things about God. Here is something I read at the very start of the Bible: 'In the beginning God created the heavens and the earth.' (Gen 1:1, CEV)

**Ask:** What does that tell you about God? (*Accept responses.*)

**Link:** The Bible answers many questions about God.

### ○ Unit 1 Introduction Video: Questions With Goober (2-4min)

**Play** the video to introduce the Unit 1 theme: Questions About God and Me.

**Ask:** What's a question about God and us that you hope we'll be able to answer from these lessons?

## Explore

### ○ A Guiding Light (3-4min)

**Display** the PPT slide of Psalm 119:105.

**Say:** A long time ago a king wrote these words about God's Word, the Bible. What do you think he meant? How could words be like a light to guide us?

If prompts are needed ask: How does light help us? (*Helps us not to trip or fall, see what things are really like. Helps us feel safe and comfortable.*) How could the Bible help us?

### ○ Song: Your Word (3-4min)

**Play** *Your Word* by Bernie Killen or *God's Word is a Light* by Colin Buchanan while displaying the image from *A Guiding Light*.

**Ask** the class to see if they can work out how the song relates to the image.

**Display** the words of Psalm 119:105.


**Ask:** How could words be like a light to guide us? (*See activity above for prompts if necessary.*)

### ○ What's so Good About the Bible (4-6min)

See Explorers Lesson 1.

## Discover

### ○ Unit 1 Bible Verse Rhyme (1-2min)

As you teach this unit, work towards the class saying the rhyme in two groups, one group to pose the questions, the other to respond and make statements. (You can also display the slide.) 

**Say** this rhyme as you show them Genesis in your Bible.

*At the start of the Bible is Genesis.*

*What does Genesis mean?*

*Genesis means beginnings.*

*Can you say the first words to me?*

*(Together) In the beginning God created the heavens and the earth.*

When the class is familiar with it, choose a volunteer to start it, the whole class following with the questions and vice versa.

### ○ Imagination Exercise (4-5min)

**Ask** a volunteer to come to the front, close their eyes and imagine they are walking in pitch darkness without a light to see where they are walking. (Make sure the space is free of obstacles.)

**Say:** When we clap our hands you can open your eyes and walk in the light.

**Debrief:** How did it feel walking with no light?

If you have enough space to move safely, allow small groups to try while you play the song *Your Word*.

**Link:** When we have God's Word the Bible to guide us, it is like walking in the light, not darkness.

## Finish Off

**Say:** The Bible says it is a lamp to guide us and a light for our path. We'll be learning some of those helpful, guiding words this year and see how they might help answer our questions about God.

## Learning Outcome

Adventurers will use a given image, music and movement to say how the Bible is like a guiding light to answer our questions about God.

## Resources List

- Unit1\_Lesson1.ppt (Question and Explore)
- Unit1\_Lesson1.pdf (Question and Explore)
- Unit 1 Introduction Video (Question)
- Song: *Your Word* by Bernie Killen OR *God's Word is a Light* by Colin Buchanan (colinbuchanan.com.au) (Explore)





## Unit 1 Lesson 1

### Finding the Answers: The Bible

### Learning Outcome

Navigators will learn about the structure of the Bible and explore some Bible verses to discover what they can about God.

### Resources List

- Unit 1 Introduction Video (Question)
- Song: *Active and Alive* - Roy Meredith & Rob Weule, Logosdor (Question and Discover)
- Unit1\_Lesson1.ppt (Explore)
- Unit1\_Lesson1.pdf (Explore)
- Class CEV Bibles (Explore)

## Question

- **Song: Active and Alive (2-3min)**

**Play** *Active and Alive*, asking students to listen for words used to describe the Bible. Then discuss.  
**Link:** Millions of people think of the Bible in these ways and have for more than a thousand years. That's why we'll use the Bible to answer some of our questions about God.
- **Questions (3-5min)**

**Ask** three volunteers these questions: What is your name? What do you think is the hardest thing you'll do today? What's one thing you will try to do in the next 10 years?  
**Say:** To find out about our volunteers, who did we need to ask for an answer we could trust? (*Them*)  
**Ask:** This year we'll be looking for answers to questions about God. Who should we ask? (*God*)  
**Link:** I believe there's a book that has God's answers, a book that many people call God's Word, the Bible. The Bible has been valued for centuries as having wise and true answers to God-questions. It was written down by humans but the Bible itself says it's inspired by God. That's why we'll use it to get God's answers to our God-questions.
- **Unit 1 Introduction Video: Questions With Goober (2-4min)**

See Adventurers Lesson 1.

## Explore

- **Exploring the Bible: Part A (5min)**

**Use** your Bible and Unit1\_Lesson1.ppt; or print from the PDF; or if you have class CEV Bibles, distribute them for students to use. Encourage questions and comments about what they notice.  
**Say:** The Bible is a bit like a library with many different books. There are two main parts: the Old Testament, written before Jesus and the New Testament, written after Jesus.  
**Find** the contents pages. Notice the names of some Bible books and locate the book of Genesis.  
**Say:** Genesis has chapters like most big books and the chapters are numbered.  
**Point** out Genesis Chapter 1.  
**Explain** that the parts of each Bible book have been numbered so that people anywhere can find exact words in any Bible. Each chapter has numbered 'verses'.  
**Point** out the small numbers throughout Genesis 1.  
**Ask** someone to find Genesis Chapter 1 Verse 1. Explain that it is written Genesis 1:1 (*called the reference*).  
**Read** the verse.  
**Ask:** What do we discover about God from that verse? (*God was there in the beginning. God created the world.*)
- **Exploring the Bible: Part B (5-8min)**

**Invite** volunteers to read the verses from the PPT or ask students to work in pairs using CEV Bibles to look for things they can discover about God from the verses.

Psalm 100:5 - The Lord is good! His love and faithfulness will last forever.  
 Proverbs 18:10 - The Lord is (like) a mighty tower where his people can run for safety.  
 1 Peter 5:7 - God cares for you so turn all your worries over to him.  
 1 John 1:5 - God is light and doesn't have any darkness in him.  
 1 John 4:7, 8 - Love comes from God. God is love.  
**Pair and Share:** Ask pairs to discuss the verses and decide the best thing they reveal about God.  
**Choose** a few to share with the whole group.

## Discover

- **Song: Active and Alive (2min)**

Play the song again, either while the class works on magazines or singing together to finish the lesson.
- **Unit 1 Bible Verse Rhyme (1-4min)**

See Adventurers Lesson 1.

## Finish Off

**Say:** The Bible was written down by people, and Christians believe it was inspired by God. That's why we'll use it to answer our God-questions.

## Question

### ○ God, the Bible and Us (4-6min)

**Give** each student an A4 sheet of paper and a pencil.

**Explain** that the challenge is to make a diagram about the Bible, God and us and how we interact.

**Use** a circle to represent God, a rectangle to represent the Bible and stick figures to represent themselves and you. If someone else teaches them the Bible, they should sketch them too.

**Encourage** them to think about how God, the Bible, themselves and you are linked and draw lines to represent the connections.

**Invite** two volunteers to explain their diagram.

**Link:** This year we'll learn from each other about God and we'll use the Bible to answer some of our God-questions.

### ○ Unit 1 Introduction Video: Questions With Goober (2-4min)

See Adventurers Lesson 1.

### ○ Wondering about God (4-5min)

**Say:** An ancient poem written to God a thousand years before Jesus says,

'I often think of the heavens your hands have made,  
and of the moon and stars that you put in place

Then I ask 'Why do you care about us humans?' (Psalm 8:3-4)

**Say:** I wonder if you have ever wondered about things like that.

**Ask:** If you could ask God just one question and get an answer, what would the question be?

**Give** out slips of paper and ask students to write their question.

**Ask** students to put an asterisk on the paper if they are happy for their question to be read out, or invite volunteers to share. Collect the slips and read some to the class. Save them to use in Lesson 2.

**Link:** The Bible has been the world's most read and best loved book for centuries. Christians believe it is God's Word, inspired by God, with God's answers.



## Explore

### ○ Ancient Questions and Responses (5-8min)

**Explain** that there's a book in the Bible called Job that has many questions and responses. Job (*Pronounced JOBE*) was a very rich, but good man who loved God. He had terrible things happen to him that meant everything was taken from him, even his health.

Job's friends told him he must have done something terrible and that God was punishing him. Job knew that wasn't true but his friends wouldn't believe him. Job decided that humans didn't have the wisdom needed to answer life's deepest questions. He decided that only God knew.

So Job challenged God to appear and answer his questions. He felt he had a good case against God.

**Say:** Give me a word to describe Job's attitude towards God at that point. (*Accept responses - superior, victimised, angry.*)

God did respond to Job's questions. It's good to ask God our deep questions about life.

**Read** God's questions to Job on the Unit1\_Lesson1.ppt or from the PDF.

**Ask:** What do you think was the purpose of God's questions? How do you think Job felt about God after that? Did God have a right to talk to Job like that? Why/Why not?

**Say:** The Bible tells us how Job responded.

**Continue** with Job's response on the PPT or PDF.

**Ask:** How did Job change because of his encounter with God? (*He realised there were things he didn't know and he was being arrogant with God*). What would you say is a helpful attitude when asking questions about God?

## Discover

### ○ Song: Active and Alive (2min)

**Introduce the song:** Millions of people across the centuries have discovered that words in the Bible can 'speak' to our deepest thoughts. The Bible itself says 'The Word of God is active and alive.'

### Finish Off

**Say:** As we come to questions about God this year, it's good to come admitting that we don't know everything about him; no human does. Be open to new thoughts. People who think they know everything already, are likely to miss important new truths.

## Learning Outcome

Voyagers will discuss helpful attitudes towards God based on two passages from the book of Job.

## Resources List

- Unit 1 Introduction Video (Question)
- Scrap paper and pencils to write a question about God (Question)
- Unit1\_Lesson1.ppt (Explore)
- Unit1\_Lesson1.pdf (Explore)
- Song: *Active and Alive* by Logosdor (Discover)

# Unit 1 Lesson 1

## Finding the Answers: The Bible



## Question

### ○ Wondering About God (2-3min)

**Ask:** What do you wonder about God?

**Instruct** students to tell the person next to them what they wonder about God.

**Ask** three volunteers to share what they wonder about God with the class.

**Link:** This year we'll see if we can answer some of those God-questions, using the Bible.

### ○ Unit 1 Introduction Video: Questions With Goober (2-4min) ▶

**Play** the video to introduce the Unit 1 theme Questions About God and Me.

**Ask:** What's a question about God and us that you hope we'll be able to answer from these lessons?

### ○ Unit 1 Bible Verse (3-5min) 📖 PPT

**Ask:** What do you know about the Bible? (*Accept responses.*)

**Say:** The Bible is a book about God.

**Show** image of Bibles from Unit1\_Lesson1.ppt or print from the PDF. Bibles come in all colours and sizes. The words in everyone's Bible say the same things about God. Here is something I read at the very start of the Bible: 'In the beginning God created the heavens and the earth.'

**Ask:** What does that tell you about God? (*Accept responses.*)

If you've ever wondered where the world came from, does that tell us?

**Link:** The Bible answers many questions about God.

## Explore

### ○ What does the Bible tell us about God? (4-5min)

**Ask:** Does the Bible tell us how God was made? True / False (*False*)

Can we discover God from the Bible? True / False (*True*)

**Say:** The Bible tells us many things about God, but perhaps not everything we wonder about.

**Invite** a student volunteer to read the following verses:

1. The Lord protects everyone who follows him. (Psalm 1:6a)
2. I am certain, Lord, that you will help. (Psalm 20:6)
3. You, Lord, are the light that keeps me safe. (Psalm 27:1)
4. God is no mere human! He doesn't tell lies or change his mind. God always keeps his promises. (Numbers 23:19) Note: you may need to explain the meaning of 'mere'.

**Ask:** What can we learn about God from these verses?

### ○ The Bible is important to me (2-4min)

**Say:** The Bible tells us many things about God.

**Give** a personal testimony of a time the Bible helped you know something new about God or about yourself from the Bible. Use the TRIM test. Is it True? Relevant? Interesting for the students? Make sense for them?

## Discover

### ○ Share Information (2-3min)

**Ask** three volunteers who know something about the Bible to share with the class what they know and how they found out.

### ○ Songs: Active and Alive and/or God's Amazing Book (10-15min) ▶ 🎵

**You will need:** A6 pieces of blank paper per student (A4 quarters), coloured pencils or textas.

**Ask:** What are some of the words this songwriter uses to describe the Bible?

For *Active and Alive*: Active, alive, powerful, inspired, sharper than a two-edged sword, awesome.

For *God's Amazing Book*: amazing, never fade away, powerful and mighty, good food for our spirit, sharper than the sharpest sword, the story of God's love.

**Say:** Millions of people around the world think of the Bible this way. That's been true for much more than a thousand years. That's why we'll use the Bible to answer some of our questions about God.

**Draw** some of the things about the Bible mentioned in these songs. Students create a class collage by cutting out their drawing and gluing it on a sheet of cardboard, around the outside of an illustration of a pre-drawn open Bible.

## Finish Off

**Say:** This year I hope we will learn many new things about God. It's good to wonder about him and to look for answers about God in the Bible.

## Learning Outcome

Students will share some 'wonderings' about God and learn that the Bible is a place to find answers to some of those questions.

## Resources List

○ Unit 1 Introduction Video (Question)

○ Unit1\_Lesson1.ppt (Question)

○ Unit1\_Lesson1.pdf (Question)

○ *Active and Alive* by Logosdor (Discover)

○ *God's Amazing Book*, Dan Warlow-  
danwarlow.com (Discover)

○ A6 pieces of blank paper, one per student (A4 paper cut in quarters), coloured pencils or textas (Discover)