

Unit I

Exploring God, the World and Me



Unit I Aim

For students to explore what the Bible says about God, creation and people, and how God planned for them to relate to each other.

Introduction

This unit introduces big and exciting claims from the Bible about who God is and what he wants from people. These lessons aim to help you start the year well in two ways.

Firstly, they give students the opportunity to explore the Bible's teaching about who God is, what people are like, and how God and people can relate to each other. The ideas underpin much of the teaching for the rest of the year.

In Lessons 1 and 2, God is shown to be the mighty, loving Creator who has a special plan for people. The world God created was very good and he gave Adam and Eve good instructions on how to live in his world. In Lesson 3, students will reflect on the differences between God's world then and now. In light of Genesis 3, students will consider why God's world is not completely good anymore. When Adam and Eve chose to ignore God's good instruction, brokenness came into the world - brokenness in the way that people relate with God, with each other, and with the rest of the world. In later units, we will see the consequences of this brokenness, for example, in the story of Joseph. Lesson 4 will provide the first hint of how God takes it upon himself to make things good and right again. Through the story of Jesus' transfiguration, students will explore who Jesus is and why God sent him into the world. Jesus, God's Son, is the one God sent into the world to make it possible for people to be friends with God again, now and forever.

Secondly, the lessons in this unit introduce a process for students to explore big ideas about God and about people. The lessons aim to connect to the world and culture of the students and to direct them towards understanding the role of Jesus. They aim to start where the students are at in their understanding of God, this world and themselves, and give them the opportunity to learn more. Exploring ideas is different to just giving the students information. It is allowing the students to engage with their learning, have learning experiences, and ask the questions that help them move forward.

The lessons in this unit are planned with the spiritual and emotional needs of students in mind. The word choices throughout the lessons have been carefully chosen, to accurately communicate what the Bible says in ways that are helpful and age appropriate for students in schools. Be respectful of your audience and practice your explanations beforehand.

Unit I Bible Verse


Short: You are worthy to receive glory. You created all things. Revelation 4:11 (CEV)

Long: You are worthy to receive glory, honour, and power. You created all things, and by your decision they are and were created. Revelation 4:11 (CEV)

Lesson Outlines

- Lesson 1** Living in God's World
- Lesson 2** Caring for God's World
- Lesson 3** People in God's World
- Lesson 4** Jesus in God's World

- Genesis 1-2:4
- Genesis 1:26-31, 2:15, 2:19-20, Psalm 8:6-8
- Genesis 2:9, 15-17; 3:1-24
- Matthew 17:1-8



An Introduction Lesson is available in the Lesson Downloads.

Video Resources

Unit 1 Introductory Video: Exploring With Goober by GodSpace

This video introduces students to the content covered in Unit 1. It is suitable for all ages. (Lesson 1)

In the Beginning

by Quiz Worx

This video shows Genesis 1 as a painting. (Lesson 1)

Unit Bible Verse Song Recommendation

Revelation 4:11

by Kidswise

Kidswise has created a song version of *Revelation 4:11* set to the tune of *Mary had a Little Lamb*.

This is available from KidsWise: kidswise.com.au/products/memory-verse-revelation-4-11

Audio Track

Genesis 1

by GodSpace

This audio track is a narrated version of the Genesis 1 (CEV) set to music. (Lesson 1)

Recommended Songs

Who is the King of the Jungle

by Colin Buchanan

Available from colinbuchanan.com.au

The Lord is King

by Colin Buchanan

Available from
colinbuchanan.com.au



Song Resources

My God is So Big (Video and MP3)

arranged and recorded by Phil Davidson

A traditional song recommended for Explorers and Adventurers. (Lesson 1 and 2)

Who is this Man? (MP3)

by Emu Music

This song describes Jesus and is suitable for Adventurers and Navigators. (Lesson 4)

Jesus is the One who Made the Universe (MP3)

by Quiz Worx.

This lyric video describes Jesus as creator of the world and people. Suitable for older students. (Lesson 1, 2 and 3)

Our God is a Great Big God (MP3 and video)

by Vineyard Kids arranged by Phil Davidson.

This is a great song for all ages. We recommended looking on youtube for actions suitable for your class. (Lesson 1 and 4)

My Best Friend (Video)

by The Lads

This video clip is great for listening and watching, especially with older students. (Lesson 2, 4)

Jesus is the King (MP3)

by Emu Music, arranged by Phil Davidson.

Please note that the lyrics to this song have been changed from the original recording to make it suitable for public schools. (Lesson 4)

Get Ready (MP3 and Video)

by Phil Davidson

This song has been written to welcome students to SRE/RI. It is suitable to use as students are entering the room or to sing with older students.

He is the King

by Quiz Worx

This song is suitable for younger students. (Lesson 4)

Easily Access Unit 1 Resources Online

Did you know that you can access the resources for this unit online?

Visit godspace.org.au/media-resources/yellow/unit-1/ or scan the QR code.



Living in God's World



Genesis 1-2:4

Big Idea

The Bible tells us that God made the world. It belongs to him. He made people to know him, trust him, and enjoy his world.

Lesson Aim

To understand both the greatness of God in creation and his care for all he has made, including people.

Learning Outcomes

The students will be able to:

- Explorers** identify things that the Bible says God made.
- Adventurers** describe what Genesis 1 says about God making people.
- Navigators** discuss what Genesis 1 tells about God and how he relates to people.
- Voyagers** reflect on what can be known about God and people from Genesis 1.

Lesson Notes

Genesis 1 is one of the most familiar and yet most debated passages in the Bible. This lesson will interact with a spectrum of understandings that students may bring to the lesson.

Students will be introduced to God, the Creator who loves people and wants them to know him. Genesis 1 is not a scientific manual, it is a theological one. From this passage we see great truths about the powerful Creator, who made the world from nothing using only his words! The world he made was good with none of the brokenness that we see in the rest of the Bible, or in our world. This passage is good news, it shows the world as God meant it to be.

This passage describes God's whole act of creation, the highlight of which is the creation of people. God loves people! People are made in God's image. He puts them in charge of other parts of creation; they have jobs to do; and they are the part of creation that makes it go from being 'good' to being 'very good' (v31). God made this world, and because of this he knows how it should work. This year we will be exploring how his instructions are helpful and good for us.

Some students will hear about God for the first time in this lesson, others will come to this passage with questions about it being consistent with science. Remember that we represent all Christian faith, not the teacher's personal belief. Acknowledge that there are a range of views. Answer questions truthfully and respectfully, but focus on the good news about the Creator God who loves people and wants them to know him.

We have used 'atmosphere' for Adventurers, Navigators and Voyagers as the words 'dome' or 'firmament' (as used in Genesis 1:6) may be unfamiliar, to students.

Value

Everyone Matters

Teaching Tip

At the start of the year, spend time introducing yourself, getting to know the students and establishing your expectations. Think about how to develop a class culture where students are accepted at whatever point they are at in relating to God, and are able to interact with the ideas in the lesson to ground it in their own lives.

Introductory Lesson - Unless you know your students well, take the time to teach the *Introductory Lesson* first. It will help to establish relationships with your students before tackling the huge topic of Creation covered in this lesson.



Learning Outcome

Explorers will identify things that the Bible says God made.

Resources List

- Unit1_Lesson1.ppt (Question and Discover)
- Song: *My God is So Big* (Question)
- Fist sized lump of playdough, plastic mat (to protect the floor) (Question)
- *In the Beginning* by Quiz Worx (Explore)
- Sticky-notes with speech bubble shapes (Discover)

Question

○ Thinking Song (4-5min)

Say: We are going to sing a song about God. Listen to the words because afterwards, I will ask you what the song says about God.

Sing: *My God is So Big* arranged by Phil Davidson.

Ask: What does this song say about God?

Link: In this group, we will explore what the Bible says about God.

○ Playdough Animals (4-5min)

Instruct the students to sit the group in a circle on the floor.

Say: I am going to make some animals. Guess what they are.

Make a worm, a snail, a bird (like an 'M') and see if the class can guess what you made.

Ask: Who do you think made all these things?

Link: The Bible says God made these things and many more things! Let's find out what the Bible says.

○ Unit 1 Introduction Video: Exploring With Goober (3-4min)

Watch *Unit 1 Introduction Video* together as Goober introduces God the Creator; his creation including people; and Jesus.

Link: Today we'll hear from the very first chapter in the whole Bible. (*Hold up CEV Bible.*)

Explore

○ In the Beginning (6-7min)

Show the video *In the Beginning* by Quiz Worx.

Ask: What did God make? How did he make things? (*He said words and it happened.*) Tell me about the last thing that God made? (*Accept responses. People were made to be like God. God said they were very good.*)

Say: The Bible tells that God is very big and powerful, there's nothing God can't do. He made everything. He made people and he wants them to know him.

○ God's World- Action Story (8-10min)

Tell students to copy your actions for the words in brackets. When you say 'and it did,' everyone puts one thumb up. When you say, 'and it was good' everyone puts their other thumb up.

Say: The Bible tells us that in the beginning, there was only God. Nothing else existed. (*Make an 'X' with arms.*) On Day 1 God said, 'I command light to shine'. And it did. There was light and dark (*separate arms left and right*) and God said it was good. On Day 2, God said: 'I command the water in the sky and sea to separate.' (*Separate arms up and down.*) And it did. On Day 3, God said, 'I command the sea and the land to separate, and trees and plants to grow' (*Make the shape of a tree.*) And it did. And it was good. On Day 4, God said, 'I command the sun, moon and planets and stars to appear'. (*Make star shape*) And they did. And it was good. On Day 5, God said, 'I command that the birds (*flap*) fill the sky and creatures fill the water.' (*Wriggle hands like a fish.*) And they did. And it was good. Then on Day 6 something wonderful happened. God said, 'I command animals to fill the Earth' (*make rabbit ears*) and he said, 'Let's make people (*point to self*) to be like us. They are special.' And it happened, just as God had said. This time it was not just good, it was VERY GOOD!

Say: The Bible tells that God is very big and powerful; there's nothing God can't do. He made everything. He made people and he wants everyone to know him.

Discover

○ Drawing Prayer (4-5min)

Draw a speech bubble and say: This shows that someone is talking.

Ask: What is your favourite thing that God made?

Draw each on a sticky-note. Include 'people'.

Say: If you want, pray with me to say 'thank you' to God for the things he made. Thank you God for... (*Name each drawn item.*)

○ Unit 1 Bible Verse (3-4min)

Say the verse together and make up some actions to go with the key words.



Finish Off

Say: God made everything and everyone. This year we will learn more about God.



Unit 1 Lesson 1

Living in God's World

Question

○ What's in My Bag? (2-3min)

You will need: a bag or box containing 3-4 items (or symbols) important to you such as: a photo of your family, a souvenir, your own Bible, something given to you as a present.

Invite students to guess what's inside. As each item is revealed, share why it is important to you.

○ Thinking Song (4-5min)

See Explorers Lesson 1.

Sing: *Our God is a Great Big God* by Vineyard Kids arranged by Phil Davidson.

○ Instruction Game - Drawing (3-4min)

Ask for a volunteer to stand with their back to the screen. Give them a thick texta and paper.

Display the PPT or print from the PDF. Give one instruction at a time to help the students draw the picture on the screen. (*See instructions on PPT or PDF.*) Compare their drawing to the original.

Ask: What was similar and different? Can you tell what it is?

Link: These are sketches, but today we will be we will be looking at the amazing things God made.

○ Unit 1 Introduction Video: Exploring With Goober (1min)

See Explorers Lesson 1.

Explore

○ Video: In the Beginning (5-6min)

See Explorers Lesson 1.

○ God's World (5-6min)

Use the storytelling pictures on the PPT or PDF to tell the story.

Say: In the beginning there was only God. God made everything from nothing. The earth was dark and had no life, but God was working... On the first day of creation, God said, 'Let there be light'. And light appeared. God said, 'It is good'. On the second day, God said the earth should have an atmosphere, with clouds in the sky and water on the earth. And it happened as he said. On the third day, God said that dry land and water should separate. And that's what happened. He said plants should cover the ground, and they did. God said, 'It is good'. On the fourth day, God said there should be light from the sun and moon and stars. And there was. God said, 'It is good'. On the fifth day, God filled the sky with birds and creatures living in the seas and waters. And it happened just like he said. God said, 'It is good'. On the sixth day God filled the land with animals. But that wasn't all... He also made people. People are special to God. God put them in charge of everything he made. People were made to know God and be like him. When God saw everything that he had made, he said it was very good. The Bible says that the whole universe and everything in it is God's creation. He made it and he understands it best. He knows how it should work. This year we will learn about life with God in his world.

Discover

○ About Genesis 1 (3-4min)

Ask: What did we discover about God? (*He made everything.*) About people? (*They were important.*) What did God ask people to do? (*Be in charge.*)

Say: We'll find out more about this next lesson.

○ GodSpace Prayer (2-3min)

Show a pinwheel or feather and blow on it.

Say: We can't see our breath, but sometimes we can see what it does. We can't see God, but we can see what he has made.

Ask students to think about what they might learn about God this year.

Invite them to pray with you, asking God to help them learn.

○ Unit 1 Bible Verse (3-4min)

See Explorers Lesson 1.

○ Adventurers Magazine (5-6min)

Complete the activities while listening to *Jesus is the One Who Made the Universe* by Quiz Worx.

Finish Off

Say: The Bible tells us that God made everything and everyone. He wants people to live the way that is best.

Learning Outcome

Adventurers will describe what Genesis 1 says about God making people.

Resources List

- Song: *Our God is a Great Big God* (Question)
- Unit1_Lesson1.ppt (Question and Explore)
- Unit1_Lesson1.pdf (Question and Explore)
- Drawing resources (Question)
- Unit 1 Introduction Video (Question)
- In the Beginning (Explore)
- Pinwheel or feather (Discover)
- Song: *Jesus is the One Who Made the Universe* (Discover)



Unit 1 Lesson 1

Living in God's World

Learning Outcome

Navigators will discuss what Genesis 1 says about God and how he relates to people.

Resources List

- Unit 1 Introduction Video (Question)
- A bag of 3-4 items (Question)
- Scrap paper or post-it notes (Question)
- Unit1_Lesson1.ppt (Question, Explore and Discover)
- Unit1_Lesson1.pdf (Question, Explore and Discover)
- Drawing implements (paper/texta or whiteboard/ marker) (Question)
- Stackable materials into single (Discover)
- Song: *My Best Friend* (Discover)

Question

○ What's in My Bag? (2-3min)

You will need: a bag or box containing 3-4 items (or symbols) important to you such as: a photo of your family, a souvenir, your own Bible, something given to you as a present.

Invite students to guess what's inside. As each item is revealed, share why it is important to you.

○ Getting Started (3-4min)

Give each student paper or a sticky-note.

Ask students to complete the sentence 'If I could discover anything about God, I would like to know...'

Collect responses.

Link: These lessons are an opportunity to explore who God is.

○ God or a computer? (3-4min)

Use the images from Unit1_Lesson1.ppt or print from the PDF.

Ask students to look at each image and put their hands on their heads if they think it is a real part of nature, or put their hands on the opposite elbow if they think it is entirely created on a computer.

Display the images one at a time. Encourage 'Wow' moments!

Link: The Bible says that everything was made by God, from nothing. Let's find out more.

○ Instruction Game - Drawing (3-4min)

See Adventurers Lesson 1.

○ Unit 1 Introduction Video: Exploring With Goober (1min)

Watch Unit 1 Introduction Video together as Goober introduces God the Creator; his creation including people; and Jesus.

Link: Today we'll hear from the very first chapter in the whole Bible. (*Hold up CEV Bible.*)

Explore

○ Creation Story (6-8min)


Display the PPT and use the script from the PDF.

Say: We are going to listen to the story of creation from the Bible while looking at the images.

Ask: What does the Bible say God did? What does this say about God? About people? What job has God given people?

Say: We'll hear more about this next lesson.

○ Creation Drawing (5-6min)

See Voyagers Lesson 1. 

Discover

○ Unit 1 Bible Verse with Prayer Stacks (5-8min)

Display the words of the Unit 1 Bible verse. Students repeat the verse.  

Say: This Bible verse is talking about God, the Creator. Do you agree with the words in the verse? Why or why not?


Encourage students to pair and share and perhaps choose a couple to share their reasons with the whole group.

Form groups 2-4. Give each group a pile of small, stackable items such as dominoes, blocks, counters or plastic cups. Instruct students to stack items on top of each other, one item for each thing they can remember about God from the lesson. Share some of the ideas.

Say: Appreciating the amazing things God has made and good things God has done, is what the Unit 1 Bible Verse means when it says, 'God is worthy of glory, honour and power.'

○ Navigators Magazines (5-7min)

Complete the activities that ask students to reflect on the passage.

Listen to *My Best Friend* by The Lads while students complete the activities. 

Finish Off

Say: Today we have heard from the Bible how God made everything, and what the Bible says about God and people. We will keep exploring these ideas this year.

Question

○ What's in My Bag? (2-3min)

You will need: a bag or box containing 3-4 items (or symbols) important to you such as: a photo of your family, a souvenir, your own Bible, something given to you as a present.

Invite students to guess what's inside. As each item is revealed, share why it is important to you.

○ What Does the Bible Say About Creation? (3-4min)

Use the Unit1_Lesson1.ppt or pictures from the PDF, to introduce the creation account as one that has the purpose of telling people *who* created the world, rather than being a scientific account.

○ Getting Started (3-4min)

See Navigators Lesson 1.

○ Unit 1 Introduction Video: Exploring With Goober (1min)

Watch *Unit 1 Introduction Video* together as Goober introduces God the Creator; his creation including people; and Jesus.

Link: Today we'll hear from the very first chapter in the whole Bible. (*Hold up CEV Bible.*)

Explore

○ Creation Story (6-8min)

See Navigators Lesson 1.


Ask: What does the Bible say God did? What does this say about God? About people?

Say: We'll hear more about this next lesson.

○ Creation Drawing (5-6min)

Distribute A4 paper to each students and ask the students to fold their paper into six squares. They can label each square as Day 1, Day 2, Day 3, Day 4, Day 5 and Day 6 and use the back for Day 7.

Say: We are going to listen to the story of creation from the Bible. It is found in Genesis 1. As you are listening, try to draw everything you hear on each of the days.

Read Genesis 1 from the CEV Bible or play the audio track *Genesis 1*. 

Discuss: What does the Bible say about God? What was special about people? What special role were they given? What happened on the last day? Why? (*God rested, not because he was tired but because he wanted to enjoy all that he had made.*)

Conclude: This passage from the Bible tells us about the many things God has created for us to enjoy. Everything God has made helps us to know who God is and his great love for us.

Discover

○ Knowing God (2-3min)

Ask: If you could ask God anything, what would you ask him? What would you like to know more about?

Allow students to opportunity to write questions down. They may be collected, placed in a question box, or written in their student magazines.

Say: This year, we will have the chance to explore some of those questions and thoughts about God and about our lives.


○ Prayer (2-3min)

Think-Pair-Share: What are your favourite things about creation?

Invite students to reflect or pray with you as you thank God for creating those things.

○ Voyagers Magazines (5-7min)

Complete the activities that ask students to reflect on the passage.

Listen to *My Best Friend* by The Lads while students complete the activities. 

Finish Off

Say: This year we will be looking at different parts of the Bible to explore who God is.

Learning Outcome

Voyagers will reflect on what can be known about God and people from Genesis 1.

Resources List

- Drawing implements and paper (Question, Explore and Discover)
- *Unit 1 Introduction Video* (Question)
- Unit1_Lesson1.ppt (Question, Explore and Discover)
- Unit1_Lesson1.pdf (Question, Explore and Discover)
- Song: *My Best Friend* by The Lads (Discover)



Unit 1 Lesson 1

Living in God's World


Learning Outcome


Students will discuss what Genesis 1 says about God and how he relates to people.


Resources List

- Unit 1 Introduction Video (Question)
- CEV Bible (Question)
- Unit1_Lesson1.ppt (Question and Explore)
- Unit1_Lesson1.pdf (Question and Explore)
- A4 paper and pencils (Explore)
- Song: *Jesus is the One Who Made the Universe* (Question)
- *In the Beginning* by Quiz Worx (Explore)

Question


- **Welcome, Prayer and GodSpace Review (2-3min)** 


Welcome the group and remind them we will be learning about God.
Pray for the time together.
Introduce or remind students of the group rules.
Display Unit1_Lesson1.ppt or print from the PDF.
Show CEV Bible and remind the group that the Bible is what we will use to find out about God.
- **Unit 1 Introduction Video: Exploring With Goober (4-5min)** 

See Navigators Lesson 1.
- **Song: Jesus is the One Who Made the Universe (2-3min)** 


Sing *Jesus is the One Who Made the Universe* by Quiz Worx together.

Explore

- **Creation Story (6-8min)** 

Display the PPT and use the script from the PDF.
Say: We are going to listen to the story of creation from the Bible while looking at the images.
Ask: What does the Bible say God did? What does this say about God? About people? What job has God given people?
Say: We'll hear more about this next lesson.
- **In the Beginning (6-7min)** 

Show the video *In the Beginning* by Quiz Worx.
Ask: What did God make? How did he make things? (*He said words and it happened.*) What was the last thing that God made? (*people*) Who were the people made to be like? (*God*) What did God say about them? (*very good*)
Say: The Bible tells that God is very big and powerful, there's nothing God can't do. He made everything. He made people and he wants them to know him.
- **Creation Drawing (5-6min)**

Distribute A4 paper to each students and ask the students to fold their paper into six squares. They can label each square as Day 1, Day 2, Day 3, Day 4, Day 5 and Day 6 and use the back for Day 7.
Say: We are going to listen to the story of creation from the Bible. It is found in Genesis 1. As you are listening, try to draw everything you hear on each of the days.
Read Genesis 1 from the CEV Bible or play the audio track *Genesis 1*. 
Discuss: What does the Bible say about God? What was special about people? What special role were they given? What happened on the last day? Why? (*God rested, not because he was tired but because he wanted to enjoy all that he had made.*)
Conclude: This passage from the Bible tells us about the many things God has created for us to enjoy. Everything God has made helps us to know who God is and his great love for us.

Discover

- **About Genesis 1 (3-4min)**

Ask: What did God do? (*He made everything.*) What did God say about people? (*They were important.*) What did God ask people to do? (*Be in charge.*)
Say: We'll hear more about that next lesson.
- **Prayer (2-3min)**

Think-Pair-Share: What are your favourite things about creation?
 Alternately, allow students time to draw some of their favourite things in creation.
Ask students to share their artworks or ideas and invite students to reflect or pray with you as you thank God for creating those things.

Finish Off

Say: The Bible tells that God made everything including people. God wants people to know him.