

Extra Lesson

Easter Lesson



Luke 24:1-6a

Big Idea

Christians believe Jesus freely gave his life to restore the relationship between God and people. His resurrection shows that nothing can separate humanity from his love. This is a reason to celebrate!

Lesson Aim

To explore why Christians celebrate at Easter.

Learning Outcomes

The students will:

- Explorers** identify that the Christian celebration of Easter is about Jesus dying and coming alive again.
- Adventurers** identify that Jesus' death and resurrection, at Easter, shows God's love for everyone.
- Navigators** explain how Jesus' death and resurrection, that Christians celebrate at Easter, shows God's love for people.
- Voyagers** investigate how the events of Easter were part of God's plan to restore humanity.

Lesson Notes

'How Do We Know God Loves Us?' Christians believe the answer to this question is ultimately found in the death and resurrection of Jesus. 'But Christ died for us while we were still sinners. In this way God shows his great love for us.' (Romans 5:8 ICB)

During the term, students explored who God is in Unit 1. God is the creator of the world, who knows and loves his creation, particularly people. According to the Bible account, when Adam and Eve chose to go against God, the relationships between God, people and the world were broken. Right from the beginning, God's plan was to send his rescuer, Jesus, to make things true and right again. Jesus' power and identity as God's Son is explored in Unit 2.

This Easter lesson will sit best after the person of Jesus is explored in Unit 2. However, if your school has a short Term 1, activities can be selected so that it follows directly on from Unit 1 (without prior knowledge of Jesus).


Plastic eggs can be purchased online or from discount or craft stores. Alternatively, egg shapes can be printed from the accompanying PDF.

The lesson could also be adapted to suit an Easter Assembly. There are two drama scripts on the PDF which can be rehearsed and performed as a special item.

Quiz Worx has great resources for Easter! Their current Live Easter School Show is a great option for a special Easter Assembly. Alternatively, check out the pre-recorded Schools Show for use in your individual classes or in a combined Assembly. Visit www.quizworx.com for more information or scan the QR code to download their free video.



The details of Jesus' crucifixion and death are not appropriate for presenting or discussing in school. Instead, focus on Jesus' life and resurrection. The lesson carefully summarises some of the events of Luke 23 then focuses on Luke 24: 1-6a. It is important to only cover the selected content, leaving out other details.



Value

Joy

Teaching Tip

Students will come to this Easter lesson with their own family beliefs and experiences. As the central event of the Christian calendar, this is a good time to be reminded that we do not teach in a vacuum. GodSpace lessons aim to present the truths of the Bible in such a way that we invite students to consider the claims of the Christian message for themselves.

Question

○ Unit 2 Introduction Video (3-5min)

Rewatch the *Unit 2 Introduction Video* to introduce or revise the person of Jesus.

Link: Jesus did amazing things to show that he was God's Son and that he loves us. At Easter we celebrate the most amazing thing Jesus did. Let's find out more.

○ Fuzzie's Hat Parade (2-3min)

(F=Fuzzie; T=Teacher)

Fuzzie enters wearing a crazy Easter hat.

T: Hi Fuzzie, what are you doing?

F: I'm getting ready for the Easter hat parade.

T: That sounds like fun.

F: It is! Do you like my hat? I made it myself!

T: It's very creative, Fuzzie.

F: Woohoo! I'm going to win the prize for the best hat. It's going to be the best day ever!

T: Wow! You're very excited. I'm glad you're looking forward to Easter.

F: I can't wait!

T: There's lots of fun things to look forward to at Easter, aren't there?

F: Holidays! Egg hunts! Hat parades!

T: And there's one more thing. The best thing.

F: Better than winning the prize at the hat

parade?

T: Ever better. At Easter, Jesus did something really amazing.

F: What? Jesus has been doing some pretty amazing things already.

T: I know. This is even better. Jesus showed us that God loves us, no matter what.

F: Wow!

T: I hope you enjoy all those special Easter things, Fuzzie.

F: I can't wait for the Easter hat parade.

And I can't wait to find out more about what Jesus did. I'm going to ask Mum to read it to me from the Bible.

T: Happy Easter, Fuzzie.

F: Happy Easter everyone! Bye.

Explore

○ The Easter Story (5-6min)

Use Easter Lesson.ppt or print from the PDF to illustrate the story.

Say: Jesus' friends were very sad. They had seen Jesus do amazing things, things that only God could do. They believed Jesus was God's Son. They were happy they knew Jesus.

But Jesus had died. Jesus' friends thought that was the end. They thought they wouldn't see Jesus again. They didn't know it was all part of God's plan.

Some of Jesus' friends went to look after Jesus' dead body, by putting special spices on it. Jesus' body had been placed inside a cave, called a tomb, and there was a huge rock in front of it. The friends wondered how they would get inside.

Continue: But when they arrived at the cave, they saw something amazing! The big rock had been moved.

Suddenly, two men in shining white clothes stood beside them. 'You're looking in the wrong place,' they said. 'Jesus is alive!'

Wow! Could it really be true? They weren't sure. It seemed too wonderful. They went to tell Jesus' other friends.

Later, Jesus' friends were all together. Jesus appeared and talked with them. He even ate some food. Jesus' friends were so very happy. Jesus was really alive! Jesus is stronger than anything!

Conclude: Jesus reminded them about God's plan. He said, 'This was God's plan because God loves you. Now people can be friends with God today and forever!'

Discover

○ Catch the Egg (2-3min)

Instruct the class to sit in a circle and play catch with a plastic Easter egg. (*Model a soft underarm throw*). Each time a student catches the egg they have to say, 'Jesus is Alive.'

(*Print the egg from the PDF as an alternative to a plastic egg.*)

Say: This Easter egg is empty just like Jesus' tomb was empty (*open the egg*). Jesus is alive today and he loves you!

○ Egg Hunt (5-6min)

See Multi-age Easter Lesson.

Finish Off

Say: Jesus is alive! He loves everyone. That's what Christians celebrate at Easter.

Learning Outcome

Identify that the Christian celebration of Easter is about Jesus dying and coming alive again.

Resources List

- Unit 2 Introduction Video (Question)
- Puppet (Question)
- Easter Lesson.ppt (Explore)
- Easter Lesson.pdf (Explore)
- Hollow plastic egg (Discover)
- Plastic Eggs (Discover)



Learning Outcome

Adventurers will identify that Jesus' death and resurrection, at Easter, shows God's love for everyone.

Resources List

- Easter Lesson. pdf (Question and Explore)
- Fuzzie Puppet (Question)
- Easter basket (Question)
- Unit 3 Bible Verse printed from PDF and cut up into individual word pieces (Question)
- Easter Lesson.ppt (Explore)
- Song: *That's How We Know God Loves Us* by Dan Warlow (Discover)
- Ball of string (Discover)

Question

○ Verse in a Basket (5-6min)

Place the individual words of the Unit 3 Bible Verse printed from Easter Lesson.pdf into a basket.
Invite volunteers to take the pieces out of the basket, then place them in order to read out loud.
Link: Today we will see that God can do anything.

○ How Long? (3-4min)

Instruct students to stand in a line. They step forward for things that take a long time; step back for things that take a short time. Examples: soccer game, a year, reading a book, blowing out candles,
Link: Some things last a short time, others a long time, but very few things last forever. Jesus' love lasts forever.

○ Fuzzie's Hat Parade (2-3min)

See Explorers Easter Lesson.

Explore

○ Jesus' Love and Power is Forever (5-7min)

Use the PPT or print from the PDF to illustrate the story.

Say: Jesus had shown his friends how powerful he was by doing many amazing things – calming the storm, healing the sick and making dead people come back to life.

Some people, though, didn't like the things that Jesus had been doing and saying, so they made a plan to get rid of him. One dark night, some soldiers found Jesus and arrested him. They took him to Pilate, a Roman leader. They told lies about him and said that he deserved to die. But Jesus had done nothing wrong. The soldiers were very cruel to Jesus and killed him.

Ask: Do you think Jesus could have stopped all this happening? (*Accept responses.*)

Say: Jesus is very powerful, but he chose not to stop them, because it was all part of God's plan. He was doing this because he loved us. He even asked God to forgive those who killed him.

When Jesus died, darkness came over the land. Jesus' friends had seen how amazing and powerful he was and how he had helped others; now he was dead. Jesus' friends were very sad; they thought they would never see Jesus again.

On Sunday morning, some of the women who were Jesus' friends, went to put special spices on Jesus' body. His body wasn't there! Suddenly, two men in shining white clothes stood beside them. The women were afraid and bowed to the ground. But the men said, 'Why are you looking in the place of the dead for someone who is alive? Jesus isn't here! He has been raised to life again.' What a wonderful surprise!

Later, when Jesus' friends were all together, Jesus appeared! He spoke with his friends and ate some food. Jesus had come back to life! His friends were so very happy. Jesus showed he has God's power over everything. Jesus' love and power is forever.

Conclude: Ever since that day, Jesus' friends (and people who choose to follow Jesus) have been celebrating what Jesus has done, especially at Easter time. Jesus showed that God loves everyone. This was God's plan all along so people can be friends with God today and forever.

○ The Easter Story (8-9min)

See Explorers Easter Lesson.

Discover

○ Song: *That's How We Know God Loves Us* (3-4min)

See Navigators Easter Lesson.

○ Prayer on a String (3-5min)

Hold the end of a ball of string.

Say: Jesus' love is forever – even longer than this string!

Pass the ball of string around the group (sensibly), inviting students to pray for something for which they are thankful, or simply pass it on.




Finish Off

Say: At Easter, Christians celebrate that Jesus' dying and coming back to life shows God's love for everyone.



Question

- **Muddled Eggs (4-5min)**
See Voyagers Easter Lesson.
- **God's Plan (8-10min)**
Ask: Who knows what it's like to not talk to a friend because of a fight or disagreement? (*Allow a few to share in a general way - should not be specific.*)
Say: All of us experience times when others have done things that hurt us, or let us down. Also, all of us have done and said things that have hurt other people and let them down from time to time. When that happens, the relationship is broken.
Ask: What are some ways we could fix that? (*Accept responses.*)
Say: In a similar way, everyone has tried to ignore God or chosen not to go God's way sometimes. People's relationship with him is broken. Some people try to do things to fix the problem but they can't. Many people chose to live life without God.
Link: The great news is that God had a plan to fix the broken relationship between himself and people. Christians celebrate Easter because Jesus did something to show us that God still loves people. Let's find out more.
- **Who Do You Admire? (5-7min)**
Create groups of 3 or 4 and give each group an A4 blank sheet of paper.
Ask students to list 3-5 people in the world they would like to be like. Next to each person's name, write what they most admire about that person.
Allow some time for sharing of the names and qualities.
Link: We may admire different people for reasons like these. Jesus was admired by many people, in fact a lot of people still spend their lives trying to be more like Jesus. Let's find out why.
- **What is Easter About? Part 1 (3-4min)**
See Multi-Age Easter Lesson.

Explore

- **Jesus' Love and Power is Forever (5-7mins)**  
See Adventurers Easter lesson.
- **Easter Angelic Conversation (4-5mins)** 
Use the drama script in the PDF. You will need three volunteers. Give them some time to read over the script before performing if possible.
After the drama, ask: Why was Jesus' death part of God's plan? How does it show God's love? (*Accept responses.*)

Discover

- **Freeze Frame (3-4min)**
Explain that you will give a description and students are to 'freeze' in pose to show how a person might have felt when: they saw Jesus die, they saw that Jesus was no longer in the tomb, the men in bright clothes announced Jesus was alive, Jesus joined his friends and ate some food.
Say: These events are recorded in the Bible. This became known as the first Easter. The events of the first Easter show how much God loves us. We can celebrate that every year.
- **What is Easter About? Part 2 (4-5min)**
See Multi-Age Easter Lesson.
- **Song: That's How We Know God Loves Us (4-6min)**  
Watch or sing *That's How We Know God Loves Us* by Dan Warlow.
Ask: According to the artist, how do we know that God loves us? Can you think of any other examples that show God's love for us? (*Accept responses.*)
Read: John 3:16-17 from a CEV Bible.
Say: This is what Christians celebrate at Easter.
- **Navigators Magazine (7-8min)**
Listen to *John 3:16* by Phil Davidson, whilst completing the activities. 

Finish Off

Say: Jesus' died and came back to life on the first Easter morning. That's great news for everyone!

Learning Outcome

Navigators will explain how Jesus' death and resurrection, that Christians celebrate at Easter, shows God's love for people.

Resources List

- Easter Lesson.pdf (Question and Explore)
- Mystery bag containing Easter objects or pictures (Question)
- A4 paper and pens (Question)
- Plastic eggs, Unit 3 Bible Verse cut into word pieces (Question)
- Easter Lesson.ppt (Explore)
- Song: *That's How We Know God Loves Us* by Dan Warlow (Discover)
- Song: *John 3:16* by Phil Davidson (Discover)



Question

○ What is Easter About? Part 1 (3-4min)


See Multi-Age Easter Lesson.

○ Broken Relationship (3-4min)

Ask: Do you remember when we talked about the consequence of Adam and Eve's wrong choice in the Garden of Eden? Can anyone tell me what happened? (*They disobeyed God by eating the fruit of the forbidden tree and were no longer allowed to live in the garden. They and the rest of humanity no longer could enjoy that close relationship with God.*)

Link: Ever since then, people have tried to do things to make their relationship better with God, but they couldn't do it and often chose to live life without God. As a result, our world is in a big mess. But all along, God had a plan to fix it.

○ Muddled Eggs (4-5min)

Print the words of the Unit 3 Bible Verse from Easter Lesson.pdf onto different coloured sheets of paper. (*Or print and write on egg outlines from the PDF.*) 

Cut each verse into 5-6 pieces, so that there is one for each student in your class.

Place each piece of the verse into a plastic hollow egg.

Distribute the eggs to the students. Students open their eggs and find the others who have the same coloured paper as them and assemble the verse. (*Alternatively, hide the eggs before the class for an extra challenge.*)

Link: Today we will see how amazing God's power is and how it shows that he really loves us.

Explore

○ Eyewitness Accounts (10-12min)

Hand out CEV Bibles or the Bible printout. Luke 24:1-6a, 9-12, 36-43 from the PDF. Refer to the Bible passages listed only.

Divide the group into groups of three or four and assign them one of the three 'Eyewitness Accounts' printed from the PDF.

Explain that they need to imagine that they were present at the event and prepare an interview giving their account of what happened. They will write questions and answers together and then choose who will be the interviewer and eyewitnesses.

Note: The focus is on the resurrection account and not the details of the crucifixion. Refer to the Bible passage listed only. Consider using props to animate the interview, e.g. coat, tie, microphone, clipboard.

○ Jesus' Love and Power is Forever (7-8min)

See Adventurers Easter lesson.

○ Easter Angelic Conversation (4-5mins)

See Navigators Easter Lesson.

Discover

○ God's Love (3-4min)

Invite students to form small groups and discuss answers to the following questions. These questions can also be printed from the PDF or displayed from the PPT.

Why was Jesus willing to give up his life? (*He loves people so wanted to fix people's broken relationship with God.*) Why is it significant that Jesus came back to life? (*It showed he was stronger than anything, even death.*) How do the events of the Easter story show God's love for people? (*Jesus was willing to die for everyone.*) How did Jesus' death and resurrection (coming back to life) fix the problem between God and people? (*He died instead of people, so people can ask God for forgiveness.*)

Invite groups to share their ideas with the class.

Ask: What is something from the Easter story that you would like to celebrate or be thankful for?

○ What is Easter About? Part 2 (4-5min)

See Multi-Age Easter Lesson.

Finish Off

Say: Around the world at Easter people who follow Jesus celebrate Jesus dying and coming back to life, showing God's love for everyone.

Learning Outcome

Voyagers will investigate how the events of Easter were part of God's plan to restore humanity.

Resources List

- Hollow plastic egg for each student in class (Question)
- Easter Lesson.pdf (Question, Explore and Discover)
- Unit 3 Bible Verse printed on different coloured sheets. Each verse cut into 5-6 pieces so that there is one for each student. (Question)
- Mystery bag containing Easter objects or pictures (Question)
- CEV Bibles (Explore)
- Easter Lesson.ppt (Explore and Discover)



Question

○ What is Easter About? Part 1 (3-4min)

You will need: a mystery bag containing secular symbols of Easter (*an Easter bunny, chicks, an Easter egg, easter hat*) or Easter pictures from Easter Lesson.pdf.

Invite students to pull out an object or picture. When all have been revealed, ask what do these things remind you of? (*Easter*)

Link: These are all things we find at Easter, but followers of Jesus believe that Easter is all about Jesus. Let's find out more.

○ Fuzzie's Hat Parade (2-3min)

See Explorers Easter Lesson.

○ Unit 2 Introduction Video (3-5min)

Watch the *Unit 2 Introduction Video* to introduce or revise the person of Jesus.

Link: Jesus did amazing things to show that he was God's Son and that he loves us. At Easter we celebrate the most amazing thing Jesus did. Let's find out more.

○ Verse in a Basket (5-6min)

Place the individual words of the Unit 3 Bible Verse printed from Easter Lesson.pdf into a basket.

Invite volunteers to take the pieces out of the basket, then place them in order to read out loud.

Link: Today we will see that God can do anything.

Explore

○ Jesus' Love and Power Forever (7-8min)

See Adventurers Easter lesson.

○ Easter Angelic Conversation (4-5mins)

Use the drama script in the PDF. You will need three volunteers. Give them some time to read over the script before performing if possible.

Discover

○ What is Easter About? Part 2 (4-5mins)

Show the Easter pictures or items from *What is Easter All About?*

Invite the students to pick an item and think of how it might remind them of something from the Easter story. Some examples are: bunny, chick = new life, Jesus is alive; hollow egg = empty tomb; Easter hat = Easter is a reason to celebrate; flowers = friendship with God is fixed. Your students may have other creative suggestions.

Ask: One of the best things about Easter is that Jesus dying for us and coming back to life shows us that God loves us so much. Can you think of a picture or an object that could remind you of that? (*Accept responses. Examples might include a heart, a cross, thumbs up.*)

○ Song: That's How We Know God Loves Us (4-6min)

Watch or sing *That's How We Know God Loves Us* by Dan Warlow.

Ask: According to the artist, how do we know that God loves us? Can you think of any other examples that show God's love for us? (*Accept responses.*)

Read: John 3:16-17 from a CEV Bible, the PPT or the PDF.

Link: This is what Christians celebrate at Easter.

Listen to *John 3:16* by Phil Davidson. Encourage students to close their eyes or put their head down and listen quietly. If they wish, they can quietly say thank you to God for sending Jesus.

○ Egg Hunt (5-6min)

Hide plastic eggs (*or print and cut eggs from the PDF*) around the classroom and invite students to find them. Once found, ensure everyone has one.

Ask: What hatches out of a real egg?

Say: Eggs remind us of the new life inside. At Easter we can celebrate the new life that Jesus brings by dying and coming back to life.

Invite students to hold their egg and pray or think about what they have just discovered about Jesus. Alternatively students could write a thank you prayer to put inside.

Finish Off

Say: Jesus' died and came back to life on the first Easter morning. That's great news for everyone!

Learning Outcome

Students will identify that Jesus died then came back to life on the first Easter morning.

Resources List

○ Easter Lesson.ppt (Question, Explore and Discover)

○ Easter Lesson.pdf (Question, Explore and Discover)

○ Fuzzie Puppet (Explore)

○ Mystery bag containing Easter objects or pictures (Question)

○ *Unit 2 Introduction Video* (Question)

○ Easter basket with Unit 3 Bible Verse cut into pieces (Question)

○ Song: *That's How We Know God Loves Us* (Discover)

○ Song: *John 3:16* (Discover)