

Who is God?

Genesis 1:1-2:4



Big Idea

The creation account tells us that God is the powerful and loving creator of everything.

Lesson Aim

For students to work out what the creation account tells people about who God is.

Learning Outcomes

The students will be able to:

- Explorers** describe God based on the story of creation in Genesis 1.
- Adventurers** answer 'Who is God?' based on the creation account in Genesis 1.
- Navigators** write or draw what the creation account in Genesis 1 tells people about God.
- Voyagers** reflect on the question 'Who is God?' based on the creation account in Genesis 1.

Lesson Notes

Lesson 1 established that our lessons use the Bible to answer questions about God because not only is it the most read book in history but Christians believe that it is inspired by God and so is able to answer many God-questions.

Right at the very start of the Bible, God reveals himself as Creator in Genesis 1. A video has been created with an audio reading of Genesis 1:1-2:4 so the children can experience the account the way it was written. As they watch and listen, help them to think about the God who creates like that and what it means to be part of a world made by God.

God created deliberately, speaking things into existence, in order. When God brought life to the earth, the account says 'God made every one of them' (v25). Everything God made was 'good'. When God decided to create people (v26) he said 'they will be like us'. The authority that brought things into existence was willingly shared with people (v26). God provided everything for the people he created. God made men and women in his own image (v27). When God surveyed all that he had created he 'saw that all of it was very good' (v31).

We have the joy of introducing students to this creator God, who brings life and goodness out of darkness and emptiness.

The Bible was not written to be a scientific explanation, but to show the work of God and God's interaction with his people. This lesson is not the opportunity to discuss the many different views that explain the beginning of the world as we know it. If asked about the process, it is important to respectfully acknowledge that there are different views about 'how', even amongst Christians, and our emphasis for this lesson is to focus on 'who' and what we can learn about God from it.



Other songs recommended, but not provided include:

My God is a Very Very Very Big God by Emu Music
It Was Good by The Toads
God Our Father by Colin Buchanan

Value

Faith in God

Teaching Tip

If you haven't started using the Question and Answer pages in the front of the Navigators and Voyagers magazines, this lesson would be a good one to introduce them to the class.

Unit 1 Lesson 2

Who is God?

Learning Outcome

Explorers will describe God based on the story of creation in Genesis 1.

Resources List

- Unit1_Lesson2.ppt (Discover)
- Song: *My God is So Big* arranged by Phil Davidson
- *My God is a Very Very Very Big God* by Emu Music - emumusic.com/products/my-god-is-a-very-very-very-big-god (Question)
- *Creation Video* (Explore)

Question

○ Welcome and Song (3min)

Sing *My God is So Big* by Phil Davidson or *My God is a Very Very Very Big God* by Emu Music.

○ Can You Imagine? (4-5min)

Say: Close your eyes and imagine a tiny ant, so small you can hardly see it.

Invite the group, or an individual, to act out being the ant. (Remind students about where and how they can move safely in the space.)

Say: Imagine a huge tree, reaching far into the sky. Birds build nests high in the branches.

Invite the children to open their eyes and act out being the tree. Start as a little seed and grow up slowly, stretching arms as branches, swaying in the breeze.

Ask: Who made ants and trees? (*Accept responses.*)

Link: The Bible says that long ago this world was dark and empty without any ants or trees. Nothing was here, except God. Let's see what happened.

Explore

○ Creation Video (5-6min)

Show the video asking the children to watch for anything about God.

After the video, ask: What did God do? (*God spoke and things appeared. God said it was good.*)

How would you describe God, who made lots of different animals? (*Clever, powerful, humorous.*)

How would you describe God who made food for them all? (*Caring, loving, kind.*)

How would you describe God who made air for everyone to breathe? (*Good*)

Say: The Bible says that God is totally good. Everything God made is good too.

○ God Made it All (5-6min)

Say: Close your eyes and imagine as I read.

A very, very long time ago the Bible tells us there was no world! There were no animals, no plants, no people. Everything was dark. There was only water everywhere. But God was there.

On the first day, God created light and made night and day. God saw it was good.

On the second day, God created the sky above the water. God saw it was good.

On the third day, God made all the water come together, making the oceans and the dry ground. Then he made plants grow on the land: trees, bushes, flowers and grass. God saw that it was good.

On the fourth day, God made the sun to shine in the day and the moon and stars to shine at night. He saw that it was good!

On the fifth day, God created all the creatures that live in the ocean and the sky - birds, fish, whales, octopuses. When he looked at it, he saw it was good!

On the sixth day, God made all the creatures that live on land.

Ask: Can you think of some animals that live on land? (*Accept responses.*) God made them all!

Say: Then God made humans! He made a man and a woman, Adam and Eve, and he made them like himself, to rule over the earth and care for all the creatures. When God looked at all he had done, he saw that it was very good. On the seventh day, after everything was made, God rested. He had made a wonderful world, full of amazing life!

Ask the questions from *Creation Video* above. Invite students to use words or actions to describe God.

Discover

○ What's the Best Thing God Made? (3-6min)

Ask: How many things that God made can we remember from the video or the story? (*Put up one finger for each one.*)

Invite three children to say what they think is the best (or they could mime it and let the class guess.)


○ Brainstorm Prayer (4-5min)

Write 'Thank you God for...' on the board.

Brainstorm as a class the things that God has made and do a quick sketch of each.

Conclude by 'reading' the list as a prayer of thanks. Invite students to mime actions as you read.

○ Unit 1 Bible Verse Rhyme (2-3min)

See Adventurers Lesson 1. 

Finish Off

Say: God is a loving, powerful creator.



Unit 1 Lesson 2

Who is God?

Question

Unit 1 Auslan Bible Verse Teaching Video or Rhyme (2-3min)

Say: The first sentence in the Bible says 'In the beginning God created the heavens and the earth.'

Ask the class to repeat it with you.

Watch the *Unit 1 Auslan Bible Verse Teaching Video* and say the words and try to follow the signs.

Alternatively use the Unit 1 Bible Verse Rhyme from Adventurers Lesson 1.

Wondering About God (3-4min)

Show a picture book about plants or animals and talk about the amazing, different things in nature.

Ask: Do you ever wonder where the world came from?

Link: Let's be curious about who made these things. The Bible says that long ago this world was dark and empty with nothing here but God. People have different beliefs about how the world was made but let's see what the Bible says about who made it and what it might tell us about who God is.

Curiosity (3-4min)

Say: Many people are curious about the world and how it works. They wonder: Why do whales swim long distances? Why is the sky blue?

Ask students to think of a question like that. Invite 2 or 3 students to share.

Link: We can also be curious about God. Today we're looking at the question 'Who is God?'

Explore

Creation Video (5-6min)

See Explorers Lesson 2.

Ask: What did you like best about that video? Share with the person next to you.

Choose 3 or 4 students to quickly share with the class.

Ask: If someone asked you 'Who is God', what would you tell them? (*The creator of the world.*)

Ask: How would you describe God who made lots of different animals? (*Clever, powerful, humorous.*)

How would you describe God who made food for them all? (*Caring, loving, kind.*)

How would you describe God who made air for everyone to breathe? (*Good*)



It Was Good (5-7min)

Open your Bible to Genesis 1.

Say: The first words in the Bible say, 'In the beginning God created the heavens and the earth'. In the beginning there was only God.

Use the Creation pictures from Unit1_Lesson2.ppt or the PDF and the script from Explorers Lesson 2 (*God Made it All*). After each of the first five sections, have the class repeat with you the words throughout Genesis 1: *And God saw that it was good.*

After the section about humans, say 'Now, this one is different. The Bible says 'God saw that it was very good!' Invite the class to think of actions for the repeated words.

Ask the questions listed after the *Creation Video* activity above.

Discover

What's the Best Thing God Made? (3-6min)

Ask: How many things that God made can we remember from the video? (*Put up one finger for each.*)

Invite three students to mime what they think is the best thing that God made. Ask the class to guess.

Praise Prayer (2-3min)

Say: When someone does something really well, it's good to tell them. It's called praising them. We can tell God that we think he has made a wonderful world. That's called praising God.

Ask: What do you think is the best of all the things God has made?

Encourage students who want to, to participate by saying, 'Praise you God for (part of creation)'.

Invite students to cheer, clap or show a thumbs up action for each idea.

Song: Our God is a Great Big God (2min)

Sing *Our God is a Great Big God* by Vineyard Kids arranged by Phil Davidson or *My God is a Very Very Big God* by Emu Music.

Finish Off

Say: If someone asked you 'Who is God?', what would you say? The Bible says that God is the powerful, loving creator of everything.

Learning Outcome

Adventurers will answer 'Who is God?' based on the creation account in Genesis 1.

Resources List

- *Unit 1 Auslan Bible Verse Teaching Video* (Question)
- Picture book about plants or animals (Question)
- *Creation Video* (Explore)
- Unit1_Lesson2.ppt (Explore)
- Unit1_Lesson2.pdf (Explore)
- *Our God is a Great Big God* by Vineyard Kids arranged by Phil Davidson
- *My God is a Very Very Big God* by Emu Music.



Unit 1 Lesson 2

Who is God?

Learning Outcome

Navigators will write or draw what the creation account in Genesis 1 tells people about God.

Resources List

- Playdough and paper or plastic tablecloths to protect surfaces (Question)
- Creation Video (Explore)
- Unit1_Lesson2.ppt (Explore)
- CEV Bible (Explore)
- Post-it note for each student, large paper or cardboard with 'Who is God?' in the centre (Discover)
- A4 sheet of paper for each student, drawing materials (Discover)

Question

○ Who is God? (1-2min)

Say: Last lesson we expressed some 'wonderings' about God. This lesson asks the question 'Who is God?' But (pause) I want you to forget everything you might already know about God. We're going to answer the question using only the first chapter of the Bible.

○ Creating (8-10min)

Note: Consider allergies. You may need a gluten-free playdough.

Give each student some playdough (or similar) and paper or plastic tablecloths to protect their work space. Give them 5 minutes to make their best creation.

Allow a few minutes for students to view each others' creations.

Invite 2-3 students to say something about their creation.

Link: The Bible says that God created this world. Today we are going to find out what God said about his creation and work out what it tells us about God.




Explore


○ Creation Video (6-10min)

Ask if anyone knows the meaning of the word 'Genesis'.

Say: Genesis means 'beginnings'. The book of Genesis is the first book in the Bible and it starts with the beginnings of the universe. It's not a scientific account; it's a poem about God acting to bring an ordered world out of darkness and nothingness. This video has the first chapter of Genesis as the narration.

Play the *Creation Video* then ask students to pair and share the answers to these questions.  What did you like best? What questions did it raise? What does it tell us about God?

○ Creation Reading (6-10min)

Display the questions above to cue the class to listen as you read Genesis 1:1-2:4a from a CEV Bible. Alternatively, play the creation reading audio track. You might like to suggest that students close their eyes and use their hands in front of their chest to express what is happening as you read. 

Discuss the questions either in pairs or as a class.

Discover

○ Answering 'Who is God'? (5-6min)

Say: Some of you have learned a lot about God, some not so much, but right now I want you to forget about anything you might have learned before and just think about the video (or Bible reading).

Ask: If someone who hasn't heard what we've just heard, asked you 'Who is God?', what would you say? (*The Bible says God is the powerful creator.*)

Who was God to the people and animals he created? (*Loving provider.*)

What could we say about God who gives fresh air and water and everything good? (*Caring, good.*)

○ Post-it Words (3-5 min)

Say: The Bible doesn't start by telling us what God is like, it starts with what we've just heard about God making the world. We need to work out what God is like.

Display a large sheet of paper with 'Who is God?' written in the middle. Ask the students to choose one word to describe God, based only on the creation account.

Give each student a post-it note and ask them to write their word.

Attach their post-it to the paper asking why they chose that word. This sheet could be added to, in the next two lessons.

○ Paper Reflection (5-10min)

Ask: What did you learn about God from the Genesis 1 reading?

Give students A4 paper to write or draw what they learned. Some may prefer to write a letter to God expressing what they are wondering about him.

Ask them to put their name on their work and collect them to learn more about the students. You may like to show/read some next lesson without the names.

Finish Off

Say: There's much about God in this first chapter of the Bible. As we read more, we'll have a fuller answer to that question 'Who is God?'


Question

○ Questions About God (3-4min)

Read out student's questions (volunteered) from Lesson 1. Affirm curiosity as helpful for learning.

Link: We'll be looking for the Bible's answers to questions like these, so today we'll look at the very start of the Bible, an account of God creating the world. Let's see what it can tell us about who God is.

○ Cosmology (2-3min)

Draw a staircase with 12 steps, a mouse on the bottom step and a block of cheese on the top. Draw 9 dashes underneath for the letters of a mystery word. (See also the PDF for a printable version )

Invite students to suggest a letter. If it's in the word, write it on the correct dash. If not, advance the mouse up one step. The mystery word is cosmology.

Ask: What is cosmology? (*The study of the origins and development of the universe.*)

Say: Not only cosmologists wonder about the beginnings of the universe.

The first book of the Bible is called 'Genesis'. Genesis means 'beginnings'. Genesis won't tell us about a big bang or give a scientific account of how the universe began but it can answer deep questions like 'Why are we here?' 'Is there meaning to life?' 'Is God part of life here?'

Link: As we look at the Bible account of the beginnings of the universe we'll try to answer the question: Who is God?

Explore

○ Creation in Symbols (6-10min)

Display the artwork *Creation* from Unit1_Lesson2.ppt or print from the pdf.

Explain that Aboriginal artist Aunty Glenly Naden of the Wakka Wakka, Kabi Kabi, Koa and Wiradjuri Aboriginal nations, has created this artwork depicting the creation account from the Bible. She says, 'This painting depicts the different days God created everything.'

Cue the group to look at the artwork and its symbols to see how it relates to the reading.

Play the audio recording *Creation Reading* or read Genesis 1:1-2:4 from the CEV Bible.

Ask: What do you see in the image? How did the Bible reading help you understand it? How does it answer the question: Who is God? (*God is central. The single band of blue-green shows God's creation radiating out in every direction.*)

○ Creation Video (6-10min)

See Navigators Lesson 2.

Discover



○ The God of Genesis One (3-5min)

Say: Based on the Bible reading, do a quick hands up poll. This account gives the impression that God's creation was: 1. Deliberate or unplanned? 2. Orderly or chaotic? 3. Good or faulty?

Divide the class into groups of four or five, setting expectations to keep a safe learning environment.

Encourage the students to find five words or phrases that best describe God, based on this passage. (*For example, eternal, creative, amazing, powerful, imaginative, provider, makes good things, deliberate, organised.*) Then share words.

○ Life with this Creator God (3-7min)

Display the list words to describe God from the PDF or PPT.  

Ask: What would it be like to live with a God like this?

Challenge groups of two or three to come up with an answer to share in just three minutes.


○ Voyagers Magazine (7-8min)

Play *My Best Friend* by The Lads while students complete the activities. 

○ Unit 1 Bible Verse (4-5min)

Watch the *Unit 1 Auslan Bible Verse Teaching Video* and try to copy the actions. 

Alternatively hide the words around the room and select volunteers to find them and order the verse.

Say: The Bible says that people who are curious about God and search seriously will find God. 

○ Praise Prayer (2-3min)

See Adventurers Lesson 2.

Finish Off

Say: The Bible says that God is the eternal creator of everything good.

Learning Outcome

Voyagers will reflect on the question 'Who is God?' based on the creation account in Genesis 1.

Resources List

- Student questions about God from Lesson 1 (Question)
- Unit1_Lesson2.ppt (Explore and Discover)
- Unit1_Lesson2.pdf (Question, Explore and Discover)
- *Creation* MP3 (Explore)
- Song: *My Best Friend* by The Lads (Discover)
- *Unit 1 Auslan Bible Verse Teaching Video* (Discover)

Unit 1 Lesson 2

Who is God?

Learning Outcome


Students will answer 'Who is God?' based on the creation account in Genesis 1.

Resources List

- Unit 1 Auslan Bible Verse Video (Question)
- Fuzzie Puppet (Question)
- Creation Video (Explore)
- Unit1_Lesson2.ppt (Explore)
- Unit1_Lesson2.pdf (Explore)
- Lyric Video: *Creator* (My Best Friend) by The Lads (Discover)
- Song: *Creator God* by Dan Warlow (Discover)

Question

○ Unit 1 Auslan Bible Verse Teaching Video or Rhyme (2-3min)

See Adventurers Lesson 1 and Adventures Lesson 2. 

○ Fuzzie Script: A New Neighbour (1-2min)

F = Fuzzie T = Teacher

F: Hi everyone!

T: Hello Fuzzie. It's good to see you again.

F: Guess what? Guess what?

T: What?

F: There's a new kid moving in next door.

T: A new neighbour?

F: Yeah. I've been wondering what they might be like. Are they loud or quiet? What games do they like? Do they have a favourite food?

T: Wow. You have a lot of questions Fuzzie!

F: I just want to know.

T: I'm sure you'll find out soon. Just like you're wondering about who your new neighbour is, many people wonder about who God is too.

F: How could we find out about God?

T: Today we'll hear what God says about himself at the very beginning of the Bible.

F: I'll ask Mum to read it to me. Then it should be time to meet our new neighbours. Bye everyone!

T: Bye Fuzzie.

○ Curiosity (3-4min)

See Adventurers Lesson 2.



Explore

○ Creation Video (6-10min)

Ask if anyone knows the meaning of the word 'Genesis'.

Say: Genesis means 'beginnings'. The book of Genesis is the first book in the Bible and it starts with the beginnings of the universe. It's not a scientific account, it's a poem about God acting to bring an ordered world out of darkness and nothingness. This video narrates the first chapter of Genesis.

Play the *Creation Video* then ask students to pair and share the answers to these questions.

What did you like best? What questions did it raise? What does it tell us about God?

○ It Was Good (8-10min)

Open your Bible to Genesis 1 and **say:** The first words in the Bible say, 'In the beginning God created the heavens and the earth'. In the beginning there was only God.

Use the Creation pictures from Unit1_Lesson2.ppt or the PDF and the script from Explorers Lesson 2 (God Made it All). After each of the first five sections, have the class repeat with you the words throughout Genesis 1: *And God saw that it was good.*

After the section about humans, say: Now, this one is different. The Bible says 'God saw that it was very good!'

Ask the questions listed after the *Creation Video* activity above.

Discover

○ Answering 'Who is God'? (5-6min)

Say: Some of you have learned a lot about God, some not so much, but right now I want you to forget about anything you might have learned before and just think about the video (or Bible reading).

Ask: If someone who hasn't heard what we've just heard asked you 'Who is God?', what would you say? (*The Bible says God is the powerful creator.*)

Who was God to the people and animals he created? (*Loving provider.*)

What could we say about God who gives fresh air and water and everything good? (*Caring, good.*)

○ Praise Prayer (2-3min)

Say: When someone does something really well, it's good to tell them. It's called praising them. We can tell God that we think he has made a wonderful world. That's called praising God.

Ask: What do you think is the best of all the things God has made?

Encourage students who want to, to participate by saying, 'Praise you God for (part of creation)'.

○ Song (3-4min)

Listen to *My Best Friend* by The Lads or join in singing the chorus to *Creator God* by Dan Warlow.

Finish Off

Say: If someone asked you 'Who is God?', what would you say? The Bible says that God is the powerful, loving creator of everything.