

Unit 1

Discovering Who God Is



Unit 1 Aim

To show students how God has revealed himself to us, how valued they are to God and to encourage students to go on a journey of discovering God throughout the year.

Overview

This unit invites students to begin a year of discovering who God is and what he might mean for their lives. Discovering God is not about us trying to work him out for ourselves, or coming up with our own ideas about who we think God is. Instead, we discover God through the ways that he has chosen to reveal himself to us: through the Bible, creation, making people in 'his image' and through the person of Jesus.

The first lesson presents the Bible as a special book that has been given to us by God, and through which we can discover him. The Bible contains many accounts of people who discovered God because he chose to reveal himself to them. Show your students a copy of the Bible if you can, keeping it open as you explore the stories. Show students how to read it for themselves.

In the next two lessons, students will consider two psalms which show how God has revealed himself through what he has made. As King David experiences God's amazing creation, he recognises God as creator. He marvels that God has chosen to create people 'in his image.' People are designed to know God personally and have a role to play in doing God's work in the world.

Lesson 4 introduces students to Jesus. Jesus came to fully reveal God to us, by becoming a human and living among us. In the story of Jesus' baptism, God speaks from heaven, declaring that Jesus is his son with whom he is pleased. Jesus is God's Messiah, the one God sent into the world to make everything right, and this will be developed in later lessons. When we consider the things that Jesus did and said, we can discover God, his plan for the world, and how we can be a part of it.

Students are also invited to discover what it is like to know God as they experience aspects of Christian life. Explanations have been provided to help students understand the role and value of prayer, singing and learning Bible verses. As you get to know each other, be willing to share your own discoveries about God and what he means to you. Together, embrace an exciting year of discovery!

Unit 1 Bible Verse

Short: Lord God, You... made the sky and the earth. You can do anything. Jeremiah 32:17 (CEV)

Long: Lord God, you stretched out your mighty arm and made the sky and the earth. You can do anything. Jeremiah 32:17 (CEV)

Lesson Outlines

Lesson 1	Discovering God in the Bible	Jeremiah 32:17
Lesson 2	Discovering God in Creation	Psalms 19:1-6
Lesson 3	Discovering God and People	Psalms 8
Lesson 4	Discovering God in Jesus	Mark 1:1-11

Video Resources

Unit 1 Introductory Video

by GodSpace

This video introduces students to the content covered in Unit 1. It is suitable for all ages.

The Bible Chant

by GodSpace

This video demonstrates a simple chant which could be repeated in class. It is suitable for Explorers.

Psalm 19

by GodSpace

This video is suitable for all ages and combines a reading of Psalm 19 with images of creation.

So Small, but So Loved

by Zenos Media

This video points out God's immense love for people despite our minute size, by comparing the Earth to the Sun and the giant star, VY Canis Majoris.



Unit 1 Bible Verse Media

Unit 1 Bible Verse Activity

Unit 1 Bible Verse PowerPoint

Unit 1 Bible Verse Poster

Song Resources

The Welcome Song

by Phil Davidson

This song has been written to welcome students to SRE/RI. It is suitable to use as students are entering the room or to sing with younger students.

My God is so Big

arranged and recorded by Phil Davidson

A traditional song for Explorers.

Active and Alive (Video)

by Roy Meredith & Rob Weule (Logosdor)

This music video describes God's word as active and alive and is suitable for older students. (Lesson 1)

Our God is a Great Big God (Video)

by Nigel & Jo Hemming (Vineyard Kids)

This lyric video describes God's greatness and is suitable to sing with students of all ages. (Lesson 2)

Creator God

by Dan Warlow

The song describes God as the creator and is suitable for listening to or singing with Adv and Nav. (Lesson 2)

My Best Friend (Video)

by The Lads

This video clip is great for listening and watching, especially with older students. (Lesson 3)

Who is This Man?

by Emu Music

This is a great song for introducing Jesus. Its catchy chorus, makes it easy to sing with groups of all sizes and its verses could be dramatised. (Lesson 4)

That's How We Knows God Loves Us (Video)


by Dan Warlow (Feat. Watoto)

This is a wonderful song suitable for singing, listening, watching and choreographing movement. It is suitable for all ages. (Lesson 4)

Easily Access Unit 1 Resources Online

Did you know that you can access the resources for this unit online?

Simply visit <http://www.sampleurl.com/videofile> or scan the QR code with your smart phone camera.



Discovering God in the Bible

Jeremiah 32:17



Big Idea

The Bible is the story of God and his work in the world. In the Bible, we can discover what God wants us to know about himself, and the life that he has for us in his world.

Lesson Aim

To introduce students to the theme of 'discovering God' and to explore the significance of the Bible for discovering God.

Learning Outcomes

The students will be able to:

- Explorers** perform a chant about discovering God in the Bible.
- Adventurers** create an *All About Me* poster and consider the Bible as a book that is all about God.
- Navigators** make observations about the Bible and learn how to look up a Bible verse.
- Voyagers** discuss character development in books and movies, and consider how this relates to the Bible.

Lesson Notes

Unit 1 introduces students to the theme of the year, discovering God. The unit focuses particularly on the ways in which God has made it possible for us to discover him. God has not left us guessing about who he is or what he has done in the world. Because he wants us to know him, he has chosen to reveal himself to us.

This lesson introduces students to the Bible, the key way in which God has revealed himself to us. The lesson does not aim to explain the main storyline of the Bible, or how the Bible came to be, but to more simply introduce the following concepts:

- The Bible is from God
- The Bible is about God
- We can discover God through the Bible.

For older students, the lesson also aims to show how the stories in the Bible help us to discover God.

For some students, this may be the first time they have been exposed to the Bible. Other students may be quite familiar with the Bible and read it regularly. This lesson does not assume prior knowledge, but even for those students who already know various Bible characters and stories, the lesson will encourage them to see the bigger picture of what the Bible is and how it can help us to discover God.

The Bible comes in many different versions and publications. If it seems appropriate during the lesson, it may be helpful for students to know that even though Bibles may look very different from each other, they are all still 'The Bible.'

Value

Curiosity and
Seeking the Truth

Teaching Tip

God is relational. With this in mind, it is important that you get to know your students and allow them to get to know you. The first few weeks of the year need to be primarily about building relationships with your students that will be remembered long after they have forgotten the exact content of each lesson. Take time to build these relationships.



In addition to the songs provided, these are recommended for Lesson 1:

God's Amazing Book by Dan Warlow. (danwarlow.com)

God Speaks by Emu Music. (emumusic.com)

Learning Outcome

Explorers will perform a chant about discovering God in the Bible.

Resources List

- 3-4 small objects (like a watch, a spoon, lego, a coin) and bowls (Question)
- Song: *My God is so Big* (Question)
- *Unit 1 Introduction Video* (Question)
- U1_L1_Exp.ppt (Explore)
- U1_L1_Exp.pdf (Explore)
- *Body Percussion Video* (Discover)

Question

○ Give Me A Clue (3-4min)

Place 3-4 small objects (like a watch, a spoon, Lego, a coin) under separate bowls.

Say: There is an object under each of these bowls and you're going to discover what it is. I'm going to give some clues. Put your hand up once you think you know what is under the bowl.

Give clues and accept responses. Reveal object. Repeat with other objects.

Ask: Would you have known what was under the bowl without the clues?

Say: The clues helped you to discover what the object was.

Link: It's like that with God. Because we can't see God, it's hard for us to know who he is. God really wants us to know him, so he has given us lots of clues to discover who he is.

○ Song: My God is so Big (1-2min)

Play *My God is so Big* and ask: What clues does this song give us about who God is?

Link: This year we'll discover much more about God together.

○ Discovering God (4-5min)

Show *Unit 1 Introduction Video: Discoveries with Goober.*

Say: This year we are going on a journey of discovering who God is.

Explore

○ The Bible: God's Book (5-7min)

Use U1_L1_Exp.ppt pictures or bring in some of your own books to show the different types of books.

Say: The world is full of books. Big books, small books, funny books, sad books, scary books, interesting books. There are books about nearly everything. There are books about rabbits, books about superheroes, books about space, books about sloths, there are even books about ice cream!

Ask: Do you like books? Do you have a favourite book?

Say: We can discover so many things by reading books or having someone read books to us.


But what about God? I wonder how we can discover all about God? Is there a book about God?

Continue: There is a book about God! There's one book in the world, that God has given us, that's all about him. It's called the Bible (hold up Bible). God has given us the Bible because he wants us to discover all about him. The Bible is full of true stories of people who met God. When God came to them, they discovered who God is and it made a big difference to their lives. This year, we will explore their stories in the Bible together, so that we can discover all about God for ourselves. The Bible is also about one really special person. His name is Jesus. God sent Jesus into the world to make everything good and right. We're going to hear stories about some of the things that Jesus did and said, and this will help us to discover God even more.

Conclude: This year, we're going to be Explorers. We'll explore the stories in the Bible together, so that we can discover all about God for ourselves!

○ Puppet Skit 1 or 2: Fuzzie Discovers the Bible (3-4min)

See Adventurers Lesson 1 for the discussion questions.



Discover

○ Unit 1 Bible Verse (3-4min)

See Adventurers Lesson 1.

○ 'All About God' Chant (3-4min)

Prepare: Before class, watch the *Body Percussion Video*.

Teach students a 4-beat hand rhythm (lap, lap, clap, rest), which they do in time with each other (start slowly) or show the *Body Percussion Video* to the class.

Say the following rhyme in time to the rhythm, instructing students to repeat each line after you (L = lap, C = clap):

The Bi-ble (x2), Is all about God (x2), When we read it together (x2), We discover him (x2).

LLC L L C L L C L L C

Repeat rhyme several times, getting faster as students are able.

○ Explorers Magazine (8-10min)

Hold up the magazine page. Point to each of the four activities and explain each in turn.

Finish Off

Say: The Bible is God's book. He has given it to us so that we can discover him.



Question

○ All About Me (6-8min)

Give each student a printed copy of *All About Me* from U1_L1_Adv.pdf.

Instruct students to fill in with pictures or words to show their family, favourite food, favourite book and favourite game.

Ask volunteers to share their responses, then collect the sheets.

Say: I'm going to read these later. They will help me to discover more about you. God wants us to discover more about him too.

Link: Let's find out more now.

○ To Reveal or Not To Reveal (4-5min)

See Navigators Lesson 1.

○ Discovering God (4-5min)

Show *Unit 1 Introduction Video: Discoveries with Goober*

Ask: What did you learn from the video?

Link: God knows us and really wants us to know him. God has given us this book, called the Bible (hold up Bible), so that we can discover all about him.

Explore

○ Puppet Skit: Fuzzie Discovers the Bible (3-4min)

Use *Fuzzie's Big Adventure* or *Fuzzie Discovers the Bible* from the PDF to perform a puppet skit.

Ask: What did Fuzzie learn about the Bible? (*It is God's book; God gave it to us so we can discover who he is*).

Say: This year, we are going to explore some of the stories in the Bible.

○ The Bible: All About God (5-7min)

Use U1_L1_Adv.ppt or printed pictures and script from the PDF to explain the Bible as the book through which we can discover all about God.



Discover

○ Song (3-4min)

Sing *God Speaks* (Purchase from: emumusic.com/products/god-speaks) or show *Active and Alive* by Logosdor.

Say: This song talks about how God speaks to people through the Bible.

○ Bible Exploration (4-5min)

(If you do not have a set of class CEV Bibles, hand out printed copies of CEV *The Big Rescue Bible* contents page from the  or display from the .

Distribute Bibles to students and instruct them to turn to the contents page (give page number).

Say: The Bible isn't just one book. It is made up of 66 books! These books are divided into two parts: the Old Testament and the New Testament. The Old Testament has stories of people who lived and met God, before Jesus came into the world. The New Testament has stories about Jesus and people who met Jesus when he was in the world, as well as what happened after Jesus died.

Ask: Do you recognise any of the names of the books? (*Accept responses*)

Say: This year we are going to explore stories from the Old Testament and the New Testament to see what we can discover about God and about Jesus.

Give students 1-2 minutes to look through the Bibles and share with each other what they notice.

○ Unit 1 Bible Verse (4-5min)

Say: Over the next few weeks we are going to learn something that a man named Jeremiah discovered about God.

Show Unit 1 Bible Verse on PPT (or print from the PDF) and read together, or read the abbreviated verse from the Bible.

Ask: What did Jeremiah discover about God?

Pray: Thank you God for giving us the Bible. Please help us to discover more about you this year. Amen.

Finish Off

The Bible is God's book. It's all about him. We can discover God by exploring the Bible.

Learning Outcome

Adventurers will create an *All About Me* poster and consider the Bible as a book that is all about God.

Resources List

- *Unit 1 Introduction Video* (Question)
- U1_L1_Adv.ppt (Explore and Discover)
- U1_L1_Adv.pdf (Question, Explore and Discover)
- Song: *God Speaks* - emumusic.com/products/god-speaks (Discover)
- Song: *Active and Alive* (Discover)
- Class set of CEV Bibles (Discover)



Learning Outcome

Navigators will make observations about the Bible and learn how to look up a Bible verse.

Resources List

- *Unit 1 Introduction Video* (Question)
- U1_L1_Nav.ppt (Explore)
- U1_L1_Nav.pdf (Explore)
- Class set of CEV Bibles (Explore)
- Song: *Active and Alive* or *God's Amazing Book* by Dan Warlow (Discover)

Question

○ To Reveal or Not to Reveal? (4-5min)

Give students a piece of paper and ask them to write something about themselves, that the rest of the class would not know.

Collect and read some of the responses. After each response, ask students to guess who they think wrote it. The person who wrote it has the choice of whether to reveal they wrote it (by putting their hand up), or to not reveal.

Link: There are things we can't know about each other, unless we reveal those things to each other. And if we don't reveal them, all others can do is guess. It's like this with God. It's hard for us to know who God is, unless he reveals himself to us. God has chosen to reveal himself to us, because he really wants us to discover who he is.

○ Discovering God: Unit 1 Introduction Video (4-5min)

Watch *Unit 1 Introduction Video: Discoveries with Goober.*

Ask: In what ways has God revealed himself to us? How can we discover him?

Say: The Bible is a book through which God has revealed himself to us. We can discover God by exploring the stories in the Bible.

Explore

○ The Bible: God's Book about God (5-7min)

Use U1_L1_Nav.ppt or printed pictures and script from U1_L1_Nav.pdf to explain the Bible as God's book through which he reveals himself to us.

○ Bible Discovery (6-8min)

See Voyagers Lesson 1.

Discover

○ Navigating the Bible (5-6min)

(Use this activity if you have a set of class Bibles).

Distribute CEV Bibles and give students 1-2min. to look through the pages and make observations.

Instruct them to turn to the contents page at the beginning (give page number).

Say: The Bible isn't just one book.

Challenge students to count how many books there are.

Say: There are many books in the Bible. The Old Testament books tell the stories of people who lived and met God, before Jesus came into the world. The New Testament books tell stories about Jesus and people who met Jesus, while he was in the world, and also what happened after he died.

Continue: Each book of the Bible is divided into chapters. The chapters are divided into verses (*Show example of chapter in your Bible*). This makes it easier for us to find the part we want to read.

Write Jeremiah 32:17 on the board.

Say: Let's try and find the Unit 1 Bible Verse. Look for Jeremiah in the contents page. It's in the second half of the Old Testament. Go to the page where Jeremiah starts, then find Chapter 32 and the verse number 17.

Say: Jeremiah was a man who God revealed himself to. In this verse Jeremiah is praying to God.

Ask a volunteer to read the verse, then read together.

Ask: What did Jeremiah discover about God?

Pray: Thank you God for revealing yourself to us through the Bible. Help us to discover more about you this year. Amen.

○ Unit 1 Bible Verse (4-5min)

See Adventurers Lesson 1.

○ Did You Know? (3min)

See Voyagers Lesson 1.

○ Song (3-4min)

Show the *Active and Alive* video or listen to *God's Amazing Book* by Dan Warlow (*See purchase link*).

Ask: What does this song tell us about the Bible?

Finish Off


Say: The Bible is a book by God about God. In the Bible, God reveals to us who he is and how he has been at work in the world.

Question

○ Game: True or False? (5-6min)

Instruct students to sit in a circle. Each student thinks of a true and false statement about themselves. Students share their statements and the others guess which is true and which is false.
Link: Sometimes it was hard to know which statement was true. We only knew for certain when we revealed the answer to each other. It's like that with God. People have different ideas about who God is and what he's like. This year, we'll be seeing how we can discover the truth about God.

○ Main Characters (4-5min)

Form groups of 3-4 and discuss the following questions. (See also )
What is your favourite movie or book? Who is the main character in that movie or book?
What is that character like? How do you get to know that character throughout the movie/book?
Select 2-3 students to share.
Link: We can discover book/movie characters by what they say about themselves, by their actions and how they interact with others. Let's hear how the Bible helps us to discover God's character.

○ Discovering God: Unit 1 Introduction Video (4-5min)

See Navigators Lesson 1.

Explore

○ The Bible: God's Book about God (5-7min)

Use U1_L1_Voy.ppt and script from U1_L1_Voy.pdf to explain the Bible as God's book, the story through which he reveals himself to us.

○ Bible Discovery (6-8min)

Divide class into groups of 4-5 and each group *The Big Rescue Bible* or a printed copy of p5-7 of *The Big Rescue Bible* from the PDF.

Explain that the Bible is going to be our textbook for the year.

Say: (If students have Bibles) Pick up the Bible and take a minute to look through it.

Ask: What do you notice?

Give each group a printed copy of Bible Discovery from the PDF.

Instruct students to read pages 5-7 of *The Big Rescue Bible* in their groups and answer the questions on the Bible Discovery sheet.

Share answers between groups.

Say: This year, we're going to discover all that we can about God through the stories in the Bible. And we'll learn about Jesus, the rescuer that God sent into the world to make things good and right.

Discover

○ Unit 1 Bible Verse (4-5min)

Show Unit 1 Bible Verse on  (or print from the ) and read together or read from the CEV Bible.

Ask: What did Jeremiah discover about God?

○ Navigating the Bible (4-5min)

See Navigators Lesson 1.

○ Did You Know? (5-6min)

Print *Did You Know?* from the PDF and place questions in a hat/bucket at the front of the class.

Choose a volunteer to pick a question out of the hat and read it to the class.


Instruct students to stand up and indicate their answers to the questions by putting hands on heads (A), shoulders (B) or hips (C).

○ Bible Characters (4-5min)

(Use this activity if you know that some students have 'Bible' names).

Ask: Does anybody have the same name as a person in the Bible? What do you know about that Bible character? Do you know how they met God or Jesus? Do you know the difference it made to their life?

Say: This year, we will explore the stories of some of the characters in the Bible to discover who God is and the difference he can make in our lives.



Learning Outcome

Voyagers will discuss character development in books and movies, and consider how this relates to the Bible.

Resources List

- U1_L1_Voy.ppt (Explore)
- *Unit 1 Introduction Video* (Explore)
- U1_L1_Voy.pdf (Explore and Discover)
- Class set of CEV *Big Rescue Bibles* (Discover)

Finish Off

Say: Who can summarise how God reveals himself to us in the Bible?



Unit 1 Lesson 1 Discovering God in the Bible

Learning Outcome

Students will make observations about the Bible and learn how to look up a Bible verse.

Resources List

- Unit 1 Introduction Video (Question)
- U1_L1_Multi.ppt (Explore and Discover)
- U1_L1_Multi.pdf (Explore and Discover)
- Class set of CEV Bibles (Explore)
- Song: *Active and Alive* video or *God's Amazing Book* video by Dan Warlow (Discover)

Question

○ Discovering God (4-5min)

Watch Unit 1 Introduction Video: *Discoveries with Goober*.

Ask: In what ways has God revealed himself to us? How can we discover him?

Say: The Bible is a book through which God has revealed himself to us. We can discover God by exploring the stories in the Bible.

○ To Reveal or Not to Reveal? (4-5min)

Give students a piece of paper and ask them to write something about themselves, that the rest of the class would not know.

Collect and read some of the responses. After each response, ask students to guess who they think wrote it. The person who wrote it has the choice of whether to reveal they wrote it (by putting their hand up), or to not reveal.

Link: There are things we can't know about each other, unless we reveal them. And if we don't reveal them, all others can do is guess. It's like this with God. It's hard for us to know God, unless he reveals himself to us. But God has chosen to reveal himself, because he really wants us to discover who he is.

Explore

○ Puppet Skit 1 or 2: Fuzzie Discovers the Bible (3-4min)

See Adventurers Lesson 1.

○ The Bible: All About God (5-7min)

Use U1_L1_Multi.ppt and script from U1_L1_Multi.pdf to explain the Bible as the book through which we can discover all about God.

Discover

○ Navigating the Bible (5-6min)

(Use this activity if you have a set of class Bibles).

Distribute CEV Bibles and give students 1-2 min. to look through the pages and make observations.

Instruct them to turn to the contents page at the beginning (give page number).

Say: The Bible isn't just one book.

Challenge students to count how many books there are.

Say: There are many books in the Bible. The Old Testament books tell the stories of people who lived and met God, before Jesus came into the world. The New Testament books tell stories about Jesus and people who met Jesus, while he was in the world, and also what happened after he died.

Continue: Each book of the Bible is divided into chapters and each chapter is divided into verses (*Show example of chapter in your Bible*). This makes it easier for us to find the part we want to read.

Write Jeremiah 32:17 on the board.

Say: Let's try and find the Unit 1 Bible Verse. Look for Jeremiah in the contents page. It's in the second half of the Old Testament. Go to the page where Jeremiah starts, then find Chapter 32 and the verse number 17.

Say: Jeremiah was a man who God revealed himself to. In this verse Jeremiah is praying to God.

Ask a volunteer to read the verse, then read together.

Ask: What did Jeremiah discover about God?

Pray: Thank you God for revealing yourself to us through the Bible. Help us to discover more about you this year. Amen.

○ Unit 1 Bible Verse (4-5min)

Show Unit 1 Bible Verse on PPT (or print from the PDF) and read together or read from CEV Bible.

Ask: What did Jeremiah discover about God?

Pray: Thank you God for giving us the Bible. Please help us to discover more about you this year.

○ Song (3-4min)

Show the *Active and Alive* video or listen to *God's Amazing Book* by Dan Warlow (*See purchase link*).

Ask: What does this song tell us about the Bible?

Finish Off

Say: The Bible is a book by God about God. In the Bible, God reveals to us who he is and how he has been at work in the world.